



Final Sul BR e PR de Velocross

300cc

Rio Negro 1,200 Km

Prova

26/11/2011 16:20

Race (10:00 and 2 Laps)

Lap	Lap Tm	Diff	Time of Day
(79) GIOVANNI VEIGA ADRIANO			
1	1:14.821	+1.081	17:29:01.377
2	1:15.181	+1.441	17:30:16.558
3	1:13.740	-	17:31:30.298
4	1:13.801	+0.061	17:32:44.099
5	1:14.893	+1.153	17:33:58.992
6	1:14.612	+0.872	17:35:13.604
7	1:15.625	+1.885	17:36:29.229
8	1:15.477	+1.737	17:37:44.706
9	1:19.150	+5.410	17:39:03.856

Lap	Lap Tm	Diff	Time of Day
(9) MARCOS DARIO DA CRUZ WUDARSKI			
1	1:15.819	+1.235	17:28:58.882
2	1:14.584	-	17:30:13.466
3	1:15.257	+0.673	17:31:28.723
4	1:14.703	+0.119	17:32:43.426
5	1:14.728	+0.144	17:33:58.154
6	1:18.049	+3.465	17:35:16.203
7	1:16.768	+2.184	17:36:32.971
8	1:16.533	+1.949	17:37:49.504
9	1:16.158	+1.574	17:39:05.662

Lap	Lap Tm	Diff	Time of Day
(26) DANIEL SCHMITZ			
1	1:16.640	+1.991	17:29:04.349
2	1:15.949	+1.300	17:30:20.298
3	1:15.748	+1.099	17:31:36.046
4	1:15.245	+0.596	17:32:51.291
5	1:14.970	+0.321	17:34:06.261
6	1:16.124	+1.475	17:35:22.385
7	1:14.732	+0.083	17:36:37.117
8	1:14.700	+0.051	17:37:51.817
9	1:14.649	-	17:39:06.466

Lap	Lap Tm	Diff	Time of Day
(637) GUILHERME BRUNO DA SILVA			
1	1:19.200	+3.454	17:29:05.222
2	1:17.080	+1.334	17:30:22.302
3	1:16.135	+0.389	17:31:38.437
4	1:15.746	-	17:32:54.183
5	1:18.070	+2.324	17:34:12.253
6	1:17.667	+1.921	17:35:29.920
7	1:19.749	+4.003	17:36:49.669
8	1:16.071	+0.325	17:38:05.740
9	1:16.959	+1.213	17:39:22.699

Lap	Lap Tm	Diff	Time of Day
(10) WYLLYN RICHARD ALVES			
1	1:16.785	+0.635	17:29:05.561
2	1:18.018	+1.868	17:30:23.579
3	1:16.635	+0.485	17:31:40.214
4	1:16.150	-	17:32:56.364
5	1:16.261	+0.111	17:34:12.625
6	1:17.783	+1.633	17:35:30.408
7	1:19.877	+3.727	17:36:50.285
8	1:17.751	+1.601	17:38:08.036
9	1:16.268	+0.118	17:39:24.304

Lap	Lap Tm	Diff	Time of Day
(118) GILSON LUIZ ARAUJO			
1	1:18.896	+3.025	17:29:06.199
2	1:19.629	+3.758	17:30:25.828
3	1:16.866	+0.995	17:31:42.694
4	1:15.997	+0.126	17:32:58.691
5	1:16.507	+0.636	17:34:15.198
6	1:20.988	+5.117	17:35:36.186
7	1:17.685	+1.814	17:36:53.871
8	1:15.871	-	17:38:09.742
9	1:23.533	+7.662	17:39:33.275

Lap	Lap Tm	Diff	Time of Day
(388) ALVARO CESAR DE CAMPOS JUNIOR			
1	1:21.053	+3.874	17:29:18.889
2	1:18.863	+1.684	17:30:37.752
3	1:19.913	+2.734	17:31:57.665
4	1:20.300	+3.121	17:33:17.965
5	1:19.810	+2.631	17:34:37.775
6	1:17.179	-	17:35:54.954
7	1:18.844	+1.665	17:37:13.798
8	1:17.907	+0.728	17:38:31.705
9	1:18.260	+1.081	17:39:49.965

Lap	Lap Tm	Diff	Time of Day
(18) FLAVIO RIBAS CASSOU			
1	1:19.529	+0.801	17:29:09.112
2	1:19.567	+0.839	17:30:28.679
3	1:19.797	+1.069	17:31:48.476
4	1:20.758	+2.030	17:33:09.234
5	1:19.659	+0.931	17:34:28.893
6	1:21.325	+2.597	17:35:50.218
7	1:21.796	+3.068	17:37:12.014
8	1:18.728	-	17:38:30.742
9	1:23.078	+4.350	17:39:53.820

Lap	Lap Tm	Diff	Time of Day
(31) LUIZ GUILHERME NEPOMOCENO ROSA			
1	1:20.344	+2.333	17:29:15.489
2	1:21.226	+3.215	17:30:36.715
3	1:19.617	+1.606	17:31:56.332
4	1:19.305	+1.294	17:33:15.637
5	1:21.027	+3.016	17:34:36.664
6	1:20.013	+2.002	17:35:56.677
7	1:19.768	+1.757	17:37:16.445
8	1:19.812	+1.801	17:38:36.257
9	1:18.011	-	17:39:54.268

Lap	Lap Tm	Diff	Time of Day
(226) ERICK ANDREI GREBER			
1	1:25.599	+2.081	17:29:21.563
2	1:23.518	-	17:30:45.081
3	1:25.808	+2.290	17:32:10.889
4	1:25.403	+1.885	17:33:36.292
5	1:25.909	+2.391	17:35:02.201
6	1:27.090	+3.572	17:36:29.291
7	1:23.611	+0.093	17:37:52.902
8	1:24.386	+0.868	17:39:17.288

Lap	Lap Tm	Diff	Time of Day
(3) CHRISTOPHER AMHOF PAUL			
1	1:26.878	+2.931	17:29:26.699
2	1:26.715	+2.768	17:30:53.414
3	1:25.334	+1.387	17:32:18.748
4	1:24.549	+0.602	17:33:43.297
5	1:24.395	+0.448	17:35:07.692
6	1:24.126	+0.179	17:36:31.818
7	1:23.978	+0.031	17:37:55.796
8	1:23.947	-	17:39:19.743

Lap	Lap Tm	Diff	Time of Day
(29) JACO KOCH			
1	1:26.148	+2.501	17:29:27.522
2	1:26.596	+2.949	17:30:54.118
3	1:25.361	+1.714	17:32:19.479
4	1:24.987	+1.340	17:33:44.466
5	1:24.405	+0.758	17:35:08.871
6	1:23.711	+0.064	17:36:32.582
7	1:24.413	+0.766	17:37:56.995
8	1:23.647	-	17:39:20.642
(14) RAFAEL OLBRE			
1	1:30.049	+1.512	17:29:29.252

Lap	Lap Tm	Diff	Time of Day
2	1:30.973	+2.436	17:31:00.225
3	1:29.304	+0.767	17:32:29.529
4	1:28.537	-	17:33:58.066
5	1:28.802	+0.265	17:35:26.868
6	1:31.949	+3.412	17:36:58.817
7	1:30.437	+1.900	17:38:29.254
8	1:31.995	+3.458	17:40:01.249

Lap	Lap Tm	Diff	Time of Day
(49) ELÍDIO CIONECKI BUDZIACKI			
1	1:29.527	+0.152	17:29:40.068
2	1:32.004	+2.629	17:31:12.072
3	1:29.375	-	17:32:41.447
4	1:33.593	+4.218	17:34:15.040
5	1:30.801	+1.426	17:35:45.841
6	1:33.331	+3.956	17:37:19.172
7	1:30.566	+1.191	17:38:49.738
8	1:31.722	+2.347	17:40:21.460

Lap	Lap Tm	Diff	Time of Day
(22) MÁRCIO JOSÉ IVANOWSKI			
1	1:28.966	+4.638	17:29:29.492
2	1:26.459	+2.131	17:30:55.951
3	1:24.328	-	17:32:20.279
4	1:24.629	+0.301	17:33:44.908
5	1:25.328	+1.000	17:35:10.236
6	2:18.531	+54.203	17:37:28.767

Lap	Lap Tm	Diff	Time of Day
(137) VOLKMAR BERCHTOLD			
1	1:20.961	+1.125	17:29:17.364
2	1:19.836	-	17:30:37.200
3	1:19.972	+0.136	17:31:57.172
4	1:21.114	+1.278	17:33:18.286

Lap	Lap Tm	Diff	Time of Day
(53) SÉRGIO IZIDORO			
1	1:29.793	-	17:29:41.149
2	1:31.703	+1.910	17:31:12.852
3	1:30.672	+0.879	17:32:43.524



Final Sul BR e PR de Velocross


BATON

Rio Negro 1,200 Km

Prova

27/11/2011 12:25

Race (10:00 and 2 Laps)



Lap	Lap Tm	Diff	Time of Day
(2) MAIARA F BASSO			
1	1:11.481	+0.758	13:07:22.629
2	1:10.723	-	13:08:33.352
3	1:13.264	+2.541	13:09:46.616
4	1:10.893	+0.170	13:10:57.509
5	1:11.859	+1.136	13:12:09.368
6	1:11.837	+1.114	13:13:21.205
7	1:10.817	+0.094	13:14:32.022
8	1:11.749	+1.026	13:15:43.771
9	1:12.804	+2.081	13:16:56.575
10	1:19.939	+9.216	13:18:16.514

Lap	Lap Tm	Diff	Time of Day
(131) ANA CLAUDIA FIETZ			
1	1:16.428	+0.730	13:07:34.421
2	1:15.698	-	13:08:50.119
3	1:16.119	+0.421	13:10:06.238
4	1:16.796	+1.098	13:11:23.034
5	1:18.578	+2.880	13:12:41.612
6	1:16.306	+0.608	13:13:57.918
7	1:17.859	+2.161	13:15:15.777
8	1:17.320	+1.622	13:16:33.097
9	1:17.409	+1.711	13:17:50.506
10	1:19.378	+3.680	13:19:09.884

Lap	Lap Tm	Diff	Time of Day
(180) EDUARDA DORNBUSCH PEREIRA			
1	1:16.169	+0.797	13:07:33.258
2	1:16.358	+0.986	13:08:49.616
3	1:15.372	-	13:10:04.988
4	1:18.397	+3.025	13:11:23.385
5	1:18.724	+3.352	13:12:42.109
6	1:18.097	+2.725	13:14:00.206
7	1:16.662	+1.290	13:15:16.868
8	1:19.372	+4.000	13:16:36.240
9	1:20.850	+5.478	13:17:57.090
10	1:24.587	+9.215	13:19:21.677

Lap	Lap Tm	Diff	Time of Day
(22) VANESSA V REBELATO			
1	1:29.512	+5.358	13:07:58.065
2	1:25.860	+1.706	13:09:23.925
3	1:24.860	+0.706	13:10:48.785
4	1:25.429	+1.275	13:12:14.214
5	1:24.957	+0.803	13:13:39.171
6	1:24.154	-	13:15:03.325
7	1:25.120	+0.966	13:16:28.445
8	1:26.691	+2.537	13:17:55.136
9	1:30.742	+6.588	13:19:25.878

Lap	Lap Tm	Diff	Time of Day
(139) JANAINA PALMIRA SCHEFFER			
1	1:27.006	+1.882	13:07:53.000
2	1:25.271	+0.147	13:09:18.271
3	1:25.124	-	13:10:43.395
4	1:25.935	+0.811	13:12:09.330
5	1:27.641	+2.517	13:13:36.971
6	1:30.397	+5.273	13:15:07.368
7	1:30.054	+4.930	13:16:37.422
8	1:27.403	+2.279	13:18:04.825
9	1:27.327	+2.203	13:19:32.152

Lap	Lap Tm	Diff	Time of Day
(10) CAMILLE RAMTHUN			
1	1:29.438	+3.722	13:07:57.739
2	1:25.716	-	13:09:23.455
3	1:27.392	+1.676	13:10:50.847
4	1:27.420	+1.704	13:12:18.267
5	1:27.271	+1.555	13:13:45.538
6	1:27.510	+1.794	13:15:13.048

Lap	Lap Tm	Diff	Time of Day
7	1:29.650	+3.934	13:16:42.698
8	1:27.502	+1.786	13:18:10.200
9	1:27.712	+1.996	13:19:37.912

Lap	Lap Tm	Diff	Time of Day
(9) CAROLINE PIETCHAK AIEM			
1	1:31.993	+3.276	13:07:56.675
2	1:32.818	+4.101	13:09:29.493
3	1:32.397	+3.680	13:11:01.890
4	1:28.717	-	13:12:30.607
5	1:31.398	+2.681	13:14:02.005
6	1:30.812	+2.095	13:15:32.817
7	1:29.424	+0.707	13:17:02.241
8	1:31.553	+2.836	13:18:33.794

Lap	Lap Tm	Diff	Time of Day
(4) FERNANDA CRISTINA DE MATTOS			
1	1:31.570	+1.375	13:08:07.770
2	1:30.572	+0.377	13:09:38.342
3	1:32.070	+1.875	13:11:10.412
4	1:31.404	+1.209	13:12:41.816
5	1:32.452	+2.257	13:14:14.268
6	1:32.478	+2.283	13:15:46.746
7	1:30.195	-	13:17:16.941
8	1:30.628	+0.433	13:18:47.569

Lap	Lap Tm	Diff	Time of Day
(14) MICHELLI MAJEWSKI PINHEIRO			
1	1:34.872	+8.652	13:08:14.517
2	1:32.245	+6.025	13:09:46.762
3	1:28.522	+2.302	13:11:15.284
4	1:28.128	+1.908	13:12:43.412
5	1:27.365	+1.145	13:14:10.777
6	1:26.220	-	13:15:36.997
7	1:27.868	+1.648	13:17:04.865
8	2:06.033	+39.813	13:19:10.898

Lap	Lap Tm	Diff	Time of Day
(21) SUELI REBELATO			
1	1:34.949	+1.452	13:08:12.587
2	1:36.673	+3.176	13:09:49.260
3	1:37.564	+4.067	13:11:26.824
4	1:33.775	+0.278	13:13:00.599
5	1:35.235	+1.738	13:14:35.834
6	1:34.272	+0.775	13:16:10.106
7	1:34.707	+1.210	13:17:44.813
8	1:33.497	-	13:19:18.310

Lap	Lap Tm	Diff	Time of Day
(19) VANESSA GOBOR			
1	1:37.332	+10.715	13:08:16.356
2	1:33.634	+7.017	13:09:49.990
3	1:32.408	+5.791	13:11:22.398
4	1:31.918	+5.301	13:12:54.316
5	1:29.540	+2.923	13:14:23.856
6	1:28.721	+2.104	13:15:52.577
7	1:26.617	-	13:17:19.194

Lap	Lap Tm	Diff	Time of Day
(411) ANDREIA CAMARGO			
1	1:30.564	+4.507	13:08:08.754
2	1:27.482	+1.425	13:09:36.236
3	1:29.747	+3.690	13:11:05.983
4	1:54.939	+28.882	13:13:00.922
5	1:26.057	-	13:14:26.979
6	1:26.514	+0.457	13:15:53.493
7	1:27.133	+1.076	13:17:20.626

Lap	Lap Tm	Diff	Time of Day
(205) MARÍLIA APARECIDA C. BAPTISTA			
1	1:46.820	+7.215	13:08:36.369
2	1:47.249	+7.644	13:10:23.618
3	1:42.162	+2.557	13:12:05.780



Final Sul BR e PR de Velocross

Cidade

Rio Negro 1,200 Km

Prova

27/11/2011 14:30

Race (10:00 and 2 Laps)

Lap	Lap Tm	Diff	Time of Day
(88) WILLIAN ALTMAYER			
1	<u>1:16.236</u>	+2.674	14:51:07.910
2	1:13.562	-	14:52:21.472
3	1:14.073	+0.511	14:53:35.545
4	1:15.849	+2.287	14:54:51.394
5	1:17.983	+4.421	14:56:09.377
6	1:17.432	+3.870	14:57:26.809
7	1:16.515	+2.953	14:58:43.324
8	1:16.767	+3.205	15:00:00.091
9	1:16.995	+3.433	15:01:17.086

Lap	Lap Tm	Diff	Time of Day
(8) DIEGO RODRIGO			
1	<u>1:16.456</u>	-	14:51:07.606
2	1:16.764	+0.308	14:52:24.370
3	1:18.438	+1.982	14:53:42.808
4	1:18.322	+1.866	14:55:01.130
5	1:20.988	+4.532	14:56:22.118
6	1:19.473	+3.017	14:57:41.591
7	1:20.175	+3.719	14:59:01.766
8	1:18.616	+2.160	15:00:20.382
9	1:18.351	+1.895	15:01:38.733

Lap	Lap Tm	Diff	Time of Day
(12) IGOR LUIZ DOS SANTOS			
1	<u>1:19.297</u>	+2.358	14:51:16.565
2	1:18.150	+1.211	14:52:34.715
3	1:17.444	+0.505	14:53:52.159
4	1:18.414	+1.475	14:55:10.573
5	1:19.135	+2.196	14:56:29.708
6	1:17.842	+0.903	14:57:47.550
7	1:18.269	+1.330	14:59:05.819
8	1:17.057	+0.118	15:00:22.876
9	1:16.939	-	15:01:39.815

Lap	Lap Tm	Diff	Time of Day
(3) CLEITON JOSE DA SILVA			
1	<u>1:19.571</u>	+1.200	14:51:17.173
2	1:19.372	+1.001	14:52:36.545
3	1:19.863	+1.492	14:53:56.408
4	1:19.030	+0.659	14:55:15.438
5	1:18.371	-	14:56:33.809
6	1:20.254	+1.883	14:57:54.063
7	1:19.127	+0.756	14:59:13.190
8	1:18.615	+0.244	15:00:31.805
9	1:24.528	+6.157	15:01:56.333

Lap	Lap Tm	Diff	Time of Day
(207) MATHEUS VIEIRA			
1	<u>1:20.672</u>	+1.282	14:51:16.246
2	1:19.390	-	14:52:35.636
3	1:20.177	+0.787	14:53:55.813
4	1:31.970	+12.580	14:55:27.783
5	1:20.942	+1.552	14:56:48.725
6	1:19.710	+0.320	14:58:08.435
7	1:20.842	+1.452	14:59:29.277
8	1:21.450	+2.060	15:00:50.727
9	1:22.792	+3.402	15:02:13.519

Lap	Lap Tm	Diff	Time of Day
(77) FABIANO DA TRINDADE			
1	<u>1:22.730</u>	+3.237	14:51:24.686
2	1:21.870	+2.377	14:52:46.556
3	1:22.337	+2.844	14:54:08.893
4	1:21.111	+1.618	14:55:30.004
5	1:20.094	+0.601	14:56:50.098
6	1:19.493	-	14:58:09.591
7	1:20.762	+1.269	14:59:30.353
8	1:26.528	+7.035	15:00:56.881
9	1:22.671	+3.178	15:02:19.552

Lap	Lap Tm	Diff	Time of Day
(33) BENHUR PILLATTI			
1	<u>1:25.443</u>	+5.342	14:51:26.548
2	1:24.928	+4.827	14:52:51.476
3	1:22.336	+2.235	14:54:13.812
4	1:22.045	+1.944	14:55:35.857
5	1:22.779	+2.678	14:56:58.636
6	1:20.101	-	14:58:18.737
7	1:21.784	+1.683	14:59:40.521
8	1:20.121	+0.020	15:01:00.642
9	1:21.074	+0.973	15:02:21.716

Lap	Lap Tm	Diff	Time of Day
(551) MARCELO CHAVES			
1	<u>1:23.548</u>	+2.508	14:51:22.940
2	1:22.737	+1.697	14:52:45.677
3	1:22.525	+1.485	14:54:08.202
4	1:23.738	+2.698	14:55:31.940
5	1:22.064	+1.024	14:56:54.004
6	1:21.934	+0.894	14:58:15.938
7	1:22.581	+1.541	14:59:38.519
8	1:22.586	+1.546	15:01:01.105
9	1:21.040	-	15:02:22.145

Lap	Lap Tm	Diff	Time of Day
(98) ANTONIO PORTELA			
1	<u>1:23.508</u>	+2.295	14:51:27.062
2	1:29.705	+8.492	14:52:56.767
3	1:25.143	+3.930	14:54:21.910
4	1:22.272	+1.059	14:55:44.182
5	1:22.118	+0.905	14:57:06.300
6	1:21.213	-	14:58:27.513
7	1:22.280	+1.067	14:59:49.793
8	1:22.354	+1.141	15:01:12.147
9	1:22.820	+1.607	15:02:34.967

Lap	Lap Tm	Diff	Time of Day
(78) ADRIANO DALLABONA			
1	<u>1:27.422</u>	+6.947	14:51:33.843
2	1:23.844	+3.369	14:52:57.687
3	1:24.658	+4.183	14:54:22.345
4	1:22.260	+1.785	14:55:44.605
5	1:22.769	+2.294	14:57:07.374
6	1:20.475	-	14:58:27.849
7	1:23.436	+2.961	14:59:51.285
8	1:21.866	+1.391	15:01:13.151
9	1:22.838	+2.363	15:02:35.989

Lap	Lap Tm	Diff	Time of Day
(21) MIGUEL CIOLA SALLAI			
1	<u>1:26.903</u>	+4.455	14:51:33.280
2	1:25.102	+2.654	14:52:58.382
3	1:26.698	+4.250	14:54:25.080
4	1:22.448	-	14:55:47.528
5	1:26.391	+3.943	14:57:13.919
6	1:23.106	+0.658	14:58:37.025
7	1:22.664	+0.216	14:59:59.689
8	1:23.998	+1.550	15:01:23.687

Lap	Lap Tm	Diff	Time of Day
(40) JULIANO RUTHES			
1	<u>1:25.658</u>	+0.764	14:51:28.245
2	1:28.092	+3.198	14:52:56.337
3	1:24.894	-	14:54:21.231
4	1:25.658	+0.764	14:55:46.889
5	1:26.330	+1.436	14:57:13.219
6	1:26.518	+1.624	14:58:39.737
7	1:26.040	+1.146	15:00:05.777
8	1:29.344	+4.450	15:01:35.121

Lap	Lap Tm	Diff	Time of Day
(104) TIAGO DE OLIVEIRA			

Lap	Lap Tm	Diff	Time of Day
1	<u>1:27.446</u>	+1.802	14:51:32.373
2	1:27.493	+1.849	14:52:59.866
3	1:27.217	+1.573	14:54:27.083
4	1:27.010	+1.366	14:55:54.093
5	1:26.784	+1.140	14:57:20.877
6	1:26.794	+1.150	14:58:47.671
7	1:25.644	-	15:00:13.315
8	1:34.868	+9.224	15:01:48.183

Lap	Lap Tm	Diff	Time of Day
(1) TIAGO GOMES			
1	<u>1:27.938</u>	+2.764	14:51:36.527
2	1:26.468	+1.294	14:53:02.995
3	1:25.788	+0.614	14:54:28.783
4	1:25.501	+0.327	14:55:54.284
5	1:27.091	+1.917	14:57:21.375
6	1:25.174	-	14:58:46.549
7	1:26.320	+1.146	15:00:12.869
8	2:07.457	+42.283	15:02:20.326

Lap	Lap Tm	Diff	Time of Day
(100) GUSTAVO FUCHS			
1	<u>1:30.689</u>	+0.526	14:51:41.286
2	1:30.163	-	14:53:11.449
3	1:33.548	+3.385	14:54:44.997
4	1:36.583	+6.420	14:56:21.580
5	1:37.162	+6.999	14:57:58.742
6	1:36.412	+6.249	14:59:35.154
7	1:35.333	+5.170	15:01:10.487
8	1:33.488	+3.325	15:02:43.975

Lap	Lap Tm	Diff	Time of Day
(13) FERNANDO NOGARED			
1	<u>1:35.408</u>	+5.725	14:51:49.836
2	1:35.107	+5.424	14:53:24.943
3	1:34.011	+4.328	14:54:58.954
4	1:34.243	+4.560	14:56:33.197
5	1:34.965	+5.282	14:58:08.162
6	1:35.190	+5.507	14:59:43.352
7	1:32.187	+2.504	15:01:15.539
8	1:29.683	-	15:02:45.222

Lap	Lap Tm	Diff	Time of Day
(153) ERICK MARTINI			
1	<u>1:25.955</u>	+7.214	14:51:31.121
2	1:23.732	+4.991	14:52:54.853
3	1:21.167	+2.426	14:54:16.020
4	1:18.741	-	14:55:34.761
5	1:20.502	+1.761	14:56:55.263
6	1:22.046	+3.305	14:58:17.309



Final Sul BR e PR de Velocross

Estreantes Especial

Rio Negro 1,200 Km

Prova

26/11/2011 16:20

Race (10:00 and 2 Laps)

Lap	Lap Tm	Diff	Time of Day
6	1:30.117	+5.833	16:55:32.138
7	1:29.845	+5.561	16:57:01.983
8	1:28.209	+3.925	16:58:30.192

(44) FLAVIANO RAMOS

1	1:23.743	+5.283	16:48:15.794
2	1:22.244	+3.784	16:49:38.038
3	1:18.460	-	16:50:56.498
4	1:19.128	+0.668	16:52:15.626
5	1:21.607	+3.147	16:53:37.233
6	1:22.267	+3.807	16:54:59.500
7	2:21.509	+1:03.049	16:57:21.009
8	1:36.464	+18.004	16:58:57.473

(180) PEDRO HENRIQUE BOGO

1	1:23.664	+4.356	16:49:40.084
2	1:19.308	-	16:50:59.392
3	1:21.648	+2.340	16:52:21.040
4	1:20.144	+0.836	16:53:41.184
5	1:23.055	+3.747	16:55:04.239
6	1:24.121	+4.813	16:56:28.360
7	1:27.247	+7.939	16:57:55.607

(230) LEONARDO KOVANEY

1	1:34.423	-	16:48:36.763
2	1:36.360	+1.937	16:50:13.123
3	1:39.195	+4.772	16:51:52.318
4	1:37.386	+2.963	16:53:29.704
5	1:39.430	+5.007	16:55:09.134
6	1:39.409	+4.986	16:56:48.543
7	1:34.916	+0.493	16:58:23.459

(880) LEANDRO QUILANTE

1	1:13.585	-	16:47:52.946
2	1:15.116	+1.531	16:49:08.062
3	3:46.940	+2:33.355	16:52:55.002
4	1:17.896	+4.311	16:54:12.898
5	1:20.850	+7.265	16:55:33.748
6	1:25.263	+11.678	16:56:59.011
7	1:25.440	+11.855	16:58:24.451

(69) JULIO CESAR VASELKOSKI

1	1:16.333	+3.009	16:47:54.061
2	1:14.619	+1.295	16:49:08.680
3	1:13.324	-	16:50:22.004
4	1:14.438	+1.114	16:51:36.442
5	1:14.657	+1.333	16:52:51.099
6	1:13.700	+0.376	16:54:04.799
7	5:09.262	+3:55.938	16:59:14.061

(125) WELNER LINDENBERG FILHO

1	1:14.166	+2.009	16:47:49.833
2	1:12.157	-	16:49:01.990
3	1:13.174	+1.017	16:50:15.164
4	1:14.553	+2.396	16:51:29.717
5	3:02.614	+1:50.457	16:54:32.331

Lap Lap Tm Diff Time of Day

Lap Lap Tm Diff Time of Day



Final Sul BR e PR de Velocross

Estreantes Nacional

Rio Negro 1,200 Km

Prova

26/11/2011 16:00

Race (10:00 and 2 Laps)

Lap	Lap Tm	Diff	Time of Day
(25) GUARACI RICARDO DA SILVA JR			
1	1:15.113	+0.309	16:27:43.327
2	1:14.804	-	16:28:58.131
3	1:15.540	+0.736	16:30:13.671
4	1:19.811	+5.007	16:31:33.482
5	1:17.503	+2.699	16:32:50.985
6	1:16.799	+1.995	16:34:07.784
7	1:16.873	+2.069	16:35:24.657
8	1:17.488	+2.684	16:36:42.145
9	1:15.417	+0.613	16:37:57.562

Lap	Lap Tm	Diff	Time of Day
(388) ALVARO CESAR DE CAMPOS JUNIOR			
1	1:16.021	+1.116	16:27:47.422
2	1:17.345	+2.440	16:29:04.767
3	1:16.069	+1.164	16:30:20.836
4	1:16.161	+1.256	16:31:36.997
5	1:16.565	+1.660	16:32:53.562
6	1:15.658	+0.753	16:34:09.220
7	1:19.735	+4.830	16:35:28.955
8	1:14.905	-	16:36:43.860
9	1:16.338	+1.433	16:38:00.198

Lap	Lap Tm	Diff	Time of Day
(31) LUIZ GUILHERME NEPOMOCENO ROSA			
1	1:15.491	+0.914	16:27:45.339
2	1:14.577	-	16:28:59.916
3	1:14.783	+0.206	16:30:14.699
4	1:36.118	+21.541	16:31:50.817
5	1:19.081	+4.504	16:33:09.898
6	1:18.751	+4.174	16:34:28.649
7	1:20.117	+5.540	16:35:48.766
8	1:21.748	+7.171	16:37:10.514
9	1:24.909	+10.332	16:38:35.423

Lap	Lap Tm	Diff	Time of Day
(5) LEANDRO FALAVINE			
1	1:22.736	+5.972	16:27:57.974
2	1:21.161	+4.397	16:29:19.135
3	1:16.764	-	16:30:35.899
4	1:19.445	+2.681	16:31:55.344
5	1:19.121	+2.357	16:33:14.465
6	1:20.729	+3.965	16:34:35.194
7	1:25.141	+8.377	16:36:00.335
8	1:18.011	+1.247	16:37:18.346
9	1:18.167	+1.403	16:38:36.513

Lap	Lap Tm	Diff	Time of Day
(79) LEANDRO NATEL BAGGIO			
1	1:19.840	+2.950	16:28:03.391
2	1:21.328	+4.438	16:29:24.719
3	1:23.006	+6.116	16:30:47.725
4	1:16.890	-	16:32:04.615
5	1:19.663	+2.773	16:33:24.278
6	1:19.105	+2.215	16:34:43.383
7	1:17.944	+1.054	16:36:01.327
8	1:17.658	+0.768	16:37:18.985
9	1:19.376	+2.486	16:38:38.361

Lap	Lap Tm	Diff	Time of Day
(24) ALEXANDRE VOLTOLINI			
1	1:20.005	+1.201	16:27:58.878
2	1:21.254	+2.450	16:29:20.132
3	1:20.391	+1.587	16:30:40.523
4	1:20.623	+1.819	16:32:01.146
5	1:20.056	+1.252	16:33:21.202
6	1:19.476	+0.672	16:34:40.678
7	1:20.348	+1.544	16:36:01.026
8	1:20.443	+1.639	16:37:21.469
9	1:18.804	-	16:38:40.273

Lap	Lap Tm	Diff	Time of Day
(378) GUSTAVO SEIZES			
1	1:22.123	+2.668	16:28:01.413
2	1:19.689	+0.234	16:29:21.102
3	1:21.875	+2.420	16:30:42.977
4	1:20.362	+0.907	16:32:03.339
5	1:20.301	+0.846	16:33:23.640
6	1:19.455	-	16:34:43.095
7	1:22.510	+3.055	16:36:05.605
8	1:22.640	+3.185	16:37:28.245
9	1:21.797	+2.342	16:38:50.042

Lap	Lap Tm	Diff	Time of Day
(127) LUCIANO FRANCISCO			
1	1:26.931	+9.234	16:28:10.232
2	1:23.477	+5.780	16:29:33.709
3	1:20.927	+3.230	16:30:54.636
4	1:18.706	+1.009	16:32:13.342
5	1:21.325	+3.628	16:33:34.667
6	1:18.249	+0.552	16:34:52.916
7	1:18.613	+0.916	16:36:11.529
8	1:17.697	-	16:37:29.226
9	1:21.525	+3.828	16:38:50.751

Lap	Lap Tm	Diff	Time of Day
(29) JACO KOCH			
1	1:22.208	+2.748	16:28:06.898
2	1:21.051	+1.591	16:29:27.949
3	1:22.455	+2.995	16:30:50.404
4	1:21.535	+2.075	16:32:11.939
5	1:21.986	+2.526	16:33:33.925
6	1:20.970	+1.510	16:34:54.895
7	1:19.794	+0.334	16:36:14.689
8	1:19.460	-	16:37:34.149
9	1:22.086	+2.626	16:38:56.235

Lap	Lap Tm	Diff	Time of Day
(226) ERICK ANDREI GREBER			
1	1:23.168	+4.466	16:28:03.164
2	1:22.508	+3.806	16:29:25.672
3	1:22.917	+4.215	16:30:48.589
4	1:22.994	+4.292	16:32:11.583
5	1:26.180	+7.478	16:33:37.763
6	1:18.702	-	16:34:56.465
7	1:19.628	+0.926	16:36:16.093
8	1:20.324	+1.622	16:37:36.417
9	1:21.161	+2.459	16:38:57.578

Lap	Lap Tm	Diff	Time of Day
(22) MÁRCIO JOSÉ IVANOWSKI			
1	1:25.077	+4.767	16:28:10.447
2	1:23.954	+3.644	16:29:34.401
3	1:22.279	+1.969	16:30:56.680
4	1:21.551	+1.241	16:32:18.231
5	1:21.857	+1.547	16:33:40.088
6	1:21.064	+0.754	16:35:01.152
7	1:20.310	-	16:36:21.462
8	1:20.385	+0.075	16:37:41.847
9	1:22.216	+1.906	16:39:04.063

Lap	Lap Tm	Diff	Time of Day
(49) ELÍDIO CIONECKI BUDZIACKI			
1	1:26.759	+5.363	16:28:12.743
2	1:24.802	+3.406	16:29:37.545
3	1:24.723	+3.327	16:31:02.268
4	1:21.876	+0.480	16:32:24.144
5	1:22.955	+1.559	16:33:47.099
6	1:21.396	-	16:35:08.495
7	1:21.485	+0.089	16:36:29.980
8	1:22.766	+1.370	16:37:52.746
9	1:28.087	+6.691	16:39:20.833

Lap	Lap Tm	Diff	Time of Day
(251) JEFERSON KEIL			
1	1:16.534	+1.835	16:27:52.311
2	1:14.771	+0.072	16:29:07.082
3	1:14.699	-	16:30:21.781
4	1:16.233	+1.534	16:31:38.014
5	1:16.527	+1.828	16:32:54.541
6	1:15.534	+0.835	16:34:10.075
7	1:16.708	+2.009	16:35:26.783
8	1:16.570	+1.871	16:36:43.353
9	3:04.503	+1:49.804	16:39:47.856

Lap	Lap Tm	Diff	Time of Day
(379) ZEK SEIZES			
1	1:27.210	+4.332	16:28:14.098
2	1:25.876	+2.998	16:29:39.974
3	1:25.003	+2.125	16:31:04.977
4	1:24.375	+1.497	16:32:29.352
5	1:24.744	+1.866	16:33:54.096
6	1:24.504	+1.626	16:35:18.600
7	1:22.878	-	16:36:41.478
8	1:23.821	+0.943	16:38:05.299

Lap	Lap Tm	Diff	Time of Day
(736) DEIVID RIBAS DE SOUZA			
1	1:28.017	+5.312	16:28:16.214
2	1:25.706	+3.001	16:29:41.920
3	1:25.419	+2.714	16:31:07.339
4	1:22.705	-	16:32:30.044
5	1:24.462	+1.757	16:33:54.506
6	1:24.745	+2.040	16:35:19.251
7	1:24.239	+1.534	16:36:43.490
8	1:25.193	+2.488	16:38:08.683

Lap	Lap Tm	Diff	Time of Day
(145) JERSON KOCH			
1	1:26.620	+5.243	16:28:21.503
2	1:22.722	+1.345	16:29:44.225
3	1:21.377	-	16:31:05.602
4	1:24.741	+3.364	16:32:30.343
5	1:25.420	+4.043	16:33:55.763
6	1:25.596	+4.219	16:35:21.359
7	1:25.756	+4.379	16:36:47.115
8	1:25.271	+3.894	16:38:12.386

Lap	Lap Tm	Diff	Time of Day
(14) RAFAEL OLBRE			
1	1:28.394	+4.642	16:28:15.732
2	1:24.813	+1.061	16:29:40.545
3	1:28.248	+4.496	16:31:08.793
4	1:26.553	+2.801	16:32:35.346
5	1:24.786	+1.034	16:34:00.132
6	1:29.024	+5.272	16:35:29.156
7	1:24.432	+0.680	16:36:53.588
8	1:23.752	-	16:38:17.340

Lap	Lap Tm	Diff	Time of Day
(138) FÁBIO LUIZ KÜHL			
1	1:31.136	+8.035	16:28:22.259
2	1:25.474	+2.373	16:29:47.733
3	1:23.101	-	16:31:10.834
4	1:26.045	+2.944	16:32:36.879
5	1:23.642	+0.541	16:34:00.521
6	1:25.671	+2.570	16:35:26.192
7	1:33.906	+10.805	16:37:00.098
8	1:28.234	+5.133	16:38:28.332

Lap	Lap Tm	Diff	Time of Day
(111) RAFAEL ANTUNES DE PAULA			
1	1:30.285	+4.967	16:28:26.180
2	1:26.712	+1.394	16:29:52.892
3	1:27.471	+2.153	16:31:20.363



Final Sul BR e PR de Velocross


Estreantes Nacional

Rio Negro 1,200 Km

Prova

26/11/2011 16:00

Race (10:00 and 2 Laps)



Lap	Lap Tm	Diff	Time of Day
4	1:29.957	+4.639	16:32:50.320
5	1:29.994	+4.676	16:34:20.314
6	1:26.406	+1.088	16:35:46.720
7	1:25.318	-	16:37:12.038
8	1:26.096	+0.778	16:38:38.134

Lap	Lap Tm	Diff	Time of Day
-----	--------	------	-------------

Lap	Lap Tm	Diff	Time of Day
-----	--------	------	-------------

(13) VANDIR FRACARO

1	1:30.739	+5.313	16:28:25.535
2	1:25.426	-	16:29:50.961
3	1:26.326	+0.900	16:31:17.287
4	1:37.637	+12.211	16:32:54.924
5	1:39.542	+14.116	16:34:34.466
6	1:25.783	+0.357	16:36:00.249
7	1:27.794	+2.368	16:37:28.043
8	1:27.833	+2.407	16:38:55.876

(285) MARCELO LOURENÇO COUTO

1	1:24.431	+3.010	16:28:02.887
2	1:21.421	-	16:29:24.308
3	1:23.170	+1.749	16:30:47.478
4	1:23.262	+1.841	16:32:10.740
5	2:09.704	+48.283	16:34:20.444
6	2:08.687	+47.266	16:36:29.131
7	1:56.802	+35.381	16:38:25.933

(182) ANDREI TRAMONTIN

1	1:27.639	+2.234	16:28:18.189
2	1:25.405	-	16:29:43.594
3	1:26.440	+1.035	16:31:10.034
4	2:03.074	+37.669	16:33:13.108

(666) EULER SWIRKOWSKI

1	1:31.130	+5.261	16:28:21.195
2	1:28.645	+2.776	16:29:49.840
3	1:25.869	-	16:31:15.709
4	1:57.982	+32.113	16:33:13.691

(114) ERICSON KOCH

1	1:23.038	+1.861	16:27:57.370
2	1:21.177	-	16:29:18.547
3	1:47.339	+26.162	16:31:05.886



Final Sul BR e PR de Velocross

Força Livre Nacional Prova Race (12:00 and 2 Laps)

Rio Negro 1,200 Km 27/11/2011 16:45



Lap	Lap Tm	Diff	Time of Day
(637) GUILHERME BRUNO DA SILVA			
1	1:11.893	+0.014	18:25:19.859
2	1:12.600	+0.721	18:26:32.459
3	1:12.305	+0.426	18:27:44.764
4	1:13.623	+1.744	18:28:58.387
5	1:11.879	-	18:30:10.266
6	1:13.195	+1.316	18:31:23.461
7	1:13.494	+1.615	18:32:36.955
8	1:14.069	+2.190	18:33:51.024
9	1:13.603	+1.724	18:35:04.627
10	1:14.700	+2.821	18:36:19.327
11	1:15.246	+3.367	18:37:34.573
(9) MARCOS DARIO DA CRUZ WUDARSKI			
1	1:13.323	+1.569	18:25:21.987
2	1:11.754	-	18:26:33.741
3	1:12.488	+0.734	18:27:46.229
4	1:13.340	+1.586	18:28:59.569
5	1:13.118	+1.364	18:30:12.687
6	1:13.630	+1.876	18:31:26.317
7	1:13.929	+2.175	18:32:40.246
8	1:14.330	+2.576	18:33:54.576
9	1:13.797	+2.043	18:35:08.373
10	1:14.256	+2.502	18:36:22.629
11	1:15.729	+3.975	18:37:38.358
(32) LUIZ FELIPE GANASSOLI			
1	1:11.737	+0.322	18:25:17.272
2	1:11.576	+0.161	18:26:28.848
3	1:11.415	-	18:27:40.263
4	1:12.808	+1.393	18:28:53.071
5	1:11.727	+0.312	18:30:04.798
6	1:12.992	+1.577	18:31:17.790
7	1:12.659	+1.244	18:32:30.449
8	1:13.177	+1.762	18:33:43.626
9	1:13.859	+2.444	18:34:57.485
10	1:13.178	+1.763	18:36:10.663
11	1:43.300	+31.885	18:37:53.963
(251) JEFERSON KEIL			
1	1:14.304	+2.170	18:25:22.520
2	1:13.836	+1.702	18:26:36.356
3	1:13.482	+1.348	18:27:49.838
4	1:12.134	-	18:29:01.972
5	1:12.736	+0.602	18:30:14.708
6	1:14.228	+2.094	18:31:28.936
7	1:14.388	+2.254	18:32:43.324
8	1:15.384	+3.250	18:33:58.708
9	1:15.768	+3.634	18:35:14.476
10	1:27.093	+14.959	18:36:41.569
11	1:14.075	+1.941	18:37:55.644
(710) DOUGLAS KORELO			
1	1:14.843	+0.596	18:25:24.098
2	1:14.282	+0.035	18:26:38.380
3	1:17.132	+2.885	18:27:55.512
4	1:15.035	+0.788	18:29:10.547
5	1:14.575	+0.328	18:30:25.122
6	1:15.958	+1.711	18:31:41.080
7	1:16.819	+2.572	18:32:57.899
8	1:15.417	+1.170	18:34:13.316
9	1:14.271	+0.024	18:35:27.587
10	1:14.749	+0.502	18:36:42.336
11	1:14.247	-	18:37:56.583

Lap	Lap Tm	Diff	Time of Day
(277) ARNALDO SOUZA DE LARA			
1	1:14.767	+1.028	18:25:27.730
2	1:13.739	-	18:26:41.469
3	1:14.561	+0.822	18:27:56.030
4	1:15.772	+2.033	18:29:11.802
5	1:14.547	+0.808	18:30:26.349
6	1:15.710	+1.971	18:31:42.059
7	1:15.105	+1.366	18:32:57.164
8	1:14.789	+1.050	18:34:11.953
9	1:14.893	+1.154	18:35:26.846
10	1:14.957	+1.218	18:36:41.803
11	1:16.168	+2.429	18:37:57.971
(388) ALVARO CESAR DE CAMPOS JUNIOR			
1	1:14.855	+0.351	18:25:25.079
2	1:15.264	+0.760	18:26:40.343
3	1:14.703	+0.199	18:27:55.046
4	1:14.504	-	18:29:09.550
5	1:15.123	+0.619	18:30:24.673
6	1:16.067	+1.563	18:31:40.740
7	1:16.270	+1.766	18:32:57.010
8	1:19.005	+4.501	18:34:16.015
9	1:17.019	+2.515	18:35:33.034
10	1:17.378	+2.874	18:36:50.412
11	1:15.595	+1.091	18:38:06.007
(25) VOLNEI DA FONSECA			
1	1:15.845	+0.610	18:25:29.380
2	1:15.586	+0.351	18:26:44.966
3	1:15.235	-	18:28:00.201
4	1:15.630	+0.395	18:29:15.831
5	1:15.954	+0.719	18:30:31.785
6	1:16.205	+0.970	18:31:47.990
7	1:15.278	+0.043	18:33:03.268
8	1:15.705	+0.470	18:34:18.973
9	1:15.740	+0.505	18:35:34.713
10	1:16.297	+1.062	18:36:51.010
11	1:16.567	+1.332	18:38:07.577
(4) JEYMISSON BUENO DE MELO			
1	1:18.097	+3.532	18:25:30.785
2	1:17.208	+2.643	18:26:47.993
3	1:17.489	+2.924	18:28:05.482
4	1:15.999	+1.434	18:29:21.481
5	1:15.820	+1.255	18:30:37.301
6	1:15.327	+0.762	18:31:52.628
7	1:15.697	+1.132	18:33:08.325
8	1:15.555	+0.990	18:34:23.880
9	1:14.565	-	18:35:38.445
10	1:15.943	+1.378	18:36:54.388
11	1:19.807	+5.242	18:38:14.195
(278) LUIZ GUSTAVO GUENO			
1	1:16.954	+1.374	18:25:28.974
2	1:15.662	+0.082	18:26:44.636
3	1:17.773	+2.193	18:28:02.409
4	1:16.353	+0.773	18:29:18.762
5	1:16.897	+1.317	18:30:35.659
6	1:15.866	+0.286	18:31:51.525
7	1:16.237	+0.657	18:33:07.762
8	1:15.580	-	18:34:23.342
9	1:22.513	+6.933	18:35:45.855
10	1:19.139	+3.559	18:37:04.994
11	1:19.638	+4.058	18:38:24.632
(29) JACO KOCH			

Lap	Lap Tm	Diff	Time of Day
1	1:19.070	+2.592	18:25:38.927
2	1:16.744	+0.266	18:26:55.671
3	1:18.371	+1.893	18:28:14.042
4	1:16.752	+0.274	18:29:30.794
5	1:18.945	+2.467	18:30:49.739
6	1:16.478	-	18:32:06.217
7	1:17.035	+0.557	18:33:23.252
8	1:16.592	+0.114	18:34:39.844
9	1:16.703	+0.225	18:35:56.547
10	1:17.362	+0.884	18:37:13.909
11	1:16.994	+0.516	18:38:30.903
(228) JACSON KEIL			
1	1:20.541	+6.795	18:25:35.592
2	1:18.675	+4.929	18:26:54.267
3	1:38.302	+24.556	18:28:32.569
4	1:17.263	+3.517	18:29:49.832
5	1:16.580	+2.834	18:31:06.412
6	1:16.674	+2.928	18:32:23.086
7	1:13.746	-	18:33:36.832
8	1:15.603	+1.857	18:34:52.435
9	1:17.832	+4.086	18:36:10.267
10	1:21.411	+7.665	18:37:31.678
11	1:25.665	+11.919	18:38:57.343
(738) FERNANDO DIONATAN BARBOSA			
1	1:18.830	+0.738	18:25:45.182
2	1:18.341	+0.249	18:27:03.523
3	1:18.092	-	18:28:21.615
4	1:21.271	+3.179	18:29:42.886
5	1:19.739	+1.647	18:31:02.625
6	1:18.755	+0.663	18:32:21.380
7	1:21.992	+3.900	18:33:43.372
8	1:19.916	+1.824	18:35:03.288
9	1:21.516	+3.424	18:36:24.804
10	1:21.091	+2.999	18:37:45.895
(26) DANIEL SCHMITZ			
1	1:09.500	+0.100	18:25:13.642
2	1:09.400	-	18:26:23.042
3	1:10.063	+0.663	18:27:33.105
4	1:11.385	+1.985	18:28:44.490
5	1:12.185	+2.785	18:29:56.675
6	1:12.518	+3.118	18:31:09.193
7	1:12.706	+3.306	18:32:21.899
8	1:13.412	+4.012	18:33:35.311
9	2:53.826	+1:44.426	18:36:29.137
10	1:21.243	+11.843	18:37:50.380
(126) CHRISTIAN ERICK LENARTOWICZ			
1	1:20.972	+0.250	18:25:40.318
2	1:20.722	-	18:27:01.040
3	1:22.736	+2.014	18:28:23.776
4	1:21.494	+0.772	18:29:45.270
5	1:21.008	+0.286	18:31:06.278
6	1:22.700	+1.978	18:32:28.978
7	1:24.010	+3.288	18:33:52.988
8	1:24.032	+3.310	18:35:17.020
9	1:20.888	+0.166	18:36:37.908
10	1:21.394	+0.672	18:37:59.302
(285) MARCELO LOURENÇO COUTO			
1	1:20.151	+0.527	18:25:38.529
2	1:19.624	-	18:26:58.153
3	1:21.909	+2.285	18:28:20.062
4	1:22.587	+2.963	18:29:42.649



Final Sul BR e PR de Velocross


Força Livre Nacional

Rio Negro 1,200 Km

Prova

27/11/2011 16:45

Race (12:00 and 2 Laps)



Lap	Lap Tm	Diff	Time of Day
5	1:22.988	+3.364	18:31:05.637
6	1:28.192	+8.568	18:32:33.829
7	1:27.033	+7.409	18:34:00.862
8	1:28.507	+8.883	18:35:29.369
9	1:29.434	+9.810	18:36:58.803
10	1:24.829	+5.205	18:38:23.632

Lap	Lap Tm	Diff	Time of Day
-----	--------	------	-------------

Lap	Lap Tm	Diff	Time of Day
-----	--------	------	-------------

(5) LEANDRO FALAVINE

1	1:36.295	+4.189	18:26:06.507
2	1:32.106	-	18:27:38.613
3	1:37.350	+5.244	18:29:15.963
4	1:41.358	+9.252	18:30:57.321
5	1:39.863	+7.757	18:32:37.184
6	1:56.250	+24.144	18:34:33.434
7	2:00.939	+28.833	18:36:34.373

(182) ANDREI TRAMONTIN

1	1:22.583	+1.811	18:25:43.318
2	1:22.644	+1.872	18:27:05.962
3	1:22.105	+1.333	18:28:28.067
4	1:20.772	-	18:29:48.839
5	1:59.871	+39.099	18:31:48.710
6	1:40.596	+19.824	18:33:29.306

(880) LEANDRO QUILANTE

1	1:16.790	-	18:25:32.338
2	1:17.605	+0.815	18:26:49.943
3	1:18.622	+1.832	18:28:08.565
4	1:19.600	+2.810	18:29:28.165
5	2:10.210	+53.420	18:31:38.375

(79) GIOVANNI VEIGA ADRIANO

1	1:13.338	+1.276	18:25:22.857
2	1:12.062	-	18:26:34.919
3	2:48.246	+1:36.184	18:29:23.165



Final Sul BR e PR de Velocross

Intermediária Especial

Rio Negro 1,200 Km

Prova

27/11/2011 12:00

Race (12:00 and 2 Laps)

Lap	Lap Tm	Diff	Time of Day
(307) JEISON SCHEIDT			
1	1:06.974	+0.975	12:40:57.434
2	1:06.562	+0.563	12:42:03.996
3	1:05.999	-	12:43:09.995
4	1:06.970	+0.971	12:44:16.965
5	1:06.565	+0.566	12:45:23.530
6	1:09.053	+3.054	12:46:32.583
7	1:07.224	+1.225	12:47:39.807
8	1:07.304	+1.305	12:48:47.111
9	1:07.773	+1.774	12:49:54.884
10	1:08.224	+2.225	12:51:03.108
11	1:08.851	+2.852	12:52:11.959
12	1:06.673	+0.674	12:53:18.632

Lap	Lap Tm	Diff	Time of Day
(27) PEDRO HENRIQUE ROSA BUENO			
1	1:08.765	+2.270	12:41:00.843
2	1:07.299	+0.804	12:42:08.142
3	1:07.671	+1.176	12:43:15.813
4	1:06.906	+0.411	12:44:22.719
5	1:06.495	-	12:45:29.214
6	1:06.807	+0.312	12:46:36.021
7	1:06.895	+0.400	12:47:42.916
8	1:07.869	+1.374	12:48:50.785
9	1:07.099	+0.604	12:49:57.884
10	1:06.949	+0.454	12:51:04.833
11	1:08.853	+2.358	12:52:13.686
12	1:09.981	+3.486	12:53:23.667

Lap	Lap Tm	Diff	Time of Day
(740) DIEGO TAVARES			
1	1:10.482	+2.384	12:41:05.779
2	1:10.044	+1.946	12:42:15.823
3	1:08.098	-	12:43:23.921
4	1:08.485	+0.387	12:44:32.406
5	1:08.841	+0.743	12:45:41.247
6	1:09.405	+1.307	12:46:50.652
7	1:08.940	+0.842	12:47:59.592
8	1:08.902	+0.804	12:49:08.494
9	1:09.395	+1.297	12:50:17.889
10	1:10.136	+2.038	12:51:28.025
11	1:09.706	+1.608	12:52:37.731
12	1:11.864	+3.766	12:53:49.595

Lap	Lap Tm	Diff	Time of Day
(32) LUIZ FELIPE GANASSOLI			
1	1:11.650	+3.448	12:41:09.752
2	1:09.178	+0.976	12:42:18.930
3	1:08.919	+0.717	12:43:27.849
4	1:08.202	-	12:44:36.051
5	1:09.750	+1.548	12:45:45.801
6	1:09.954	+1.752	12:46:55.755
7	1:08.945	+0.743	12:48:04.700
8	1:08.620	+0.418	12:49:13.320
9	1:09.202	+1.000	12:50:22.522
10	1:10.058	+1.856	12:51:32.580
11	1:09.589	+1.387	12:52:42.169
12	1:10.573	+2.371	12:53:52.742

Lap	Lap Tm	Diff	Time of Day
(7) VOLKMAR BERCHTOLD			
1	1:10.930	+1.657	12:41:04.952
2	1:12.069	+2.796	12:42:17.021
3	1:09.273	-	12:43:26.294
4	1:09.375	+0.102	12:44:35.669
5	1:09.839	+0.566	12:45:45.508
6	1:09.882	+0.609	12:46:55.390
7	1:10.629	+1.356	12:48:06.019
8	1:10.097	+0.824	12:49:16.116

Lap	Lap Tm	Diff	Time of Day
9	1:10.667	+1.394	12:50:26.783
10	1:11.877	+2.604	12:51:38.660
11	1:09.401	+0.128	12:52:48.061
12	1:09.355	+0.082	12:53:57.416

Lap	Lap Tm	Diff	Time of Day
(72) LUCIANO BATTISTELLA JUNIOR			
1	1:11.599	+2.863	12:41:10.863
2	1:10.150	+1.414	12:42:21.013
3	1:08.770	+0.034	12:43:29.783
4	1:08.736	-	12:44:38.519
5	1:09.403	+0.667	12:45:47.922
6	1:09.919	+1.183	12:46:57.841
7	1:08.850	+0.114	12:48:06.691
8	1:11.693	+2.957	12:49:18.384
9	1:09.868	+1.132	12:50:28.252
10	1:11.539	+2.803	12:51:39.791
11	1:09.429	+0.693	12:52:49.220
12	1:09.257	+0.521	12:53:58.477

Lap	Lap Tm	Diff	Time of Day
(314) MATHEUS MOCCELIN			
1	1:12.271	+2.037	12:41:12.865
2	1:12.457	+2.223	12:42:25.322
3	1:10.819	+0.585	12:43:36.141
4	1:10.234	-	12:44:46.375
5	1:11.886	+1.652	12:45:58.261
6	1:12.220	+1.986	12:47:10.481
7	1:13.010	+2.776	12:48:23.491
8	1:13.402	+3.168	12:49:36.893
9	1:12.993	+2.759	12:50:49.886
10	1:13.420	+3.186	12:52:03.306
11	1:13.501	+3.267	12:53:16.807
12	1:15.260	+5.026	12:54:32.067

Lap	Lap Tm	Diff	Time of Day
(1) ALEX SANDRO DE LARA			
1	1:12.986	+0.167	12:41:09.757
2	1:15.357	+2.538	12:42:25.114
3	1:13.410	+0.591	12:43:38.524
4	1:13.291	+0.472	12:44:51.815
5	1:12.980	+0.161	12:46:04.795
6	1:12.819	-	12:47:17.614
7	1:13.909	+1.090	12:48:31.523
8	1:15.019	+2.200	12:49:46.542
9	1:14.153	+1.334	12:51:00.695
10	1:15.536	+2.717	12:52:16.231
11	1:13.074	+0.255	12:53:29.305

Lap	Lap Tm	Diff	Time of Day
(84) CARILLO DOS SANTOS PORKOTE			
1	1:13.967	+1.135	12:41:11.617
2	1:14.515	+1.683	12:42:26.132
3	1:12.832	-	12:43:38.964
4	1:13.069	+0.237	12:44:52.033
5	1:14.692	+1.860	12:46:06.725
6	1:13.729	+0.897	12:47:20.454
7	1:13.650	+0.818	12:48:34.104
8	1:13.772	+0.940	12:49:47.876
9	1:13.388	+0.556	12:51:01.264
10	1:15.271	+2.439	12:52:16.535
11	1:15.354	+2.522	12:53:31.889

Lap	Lap Tm	Diff	Time of Day
(300) SERGIO SCHMIDT			
1	1:15.281	+0.581	12:41:20.217
2	1:17.196	+2.496	12:42:37.413
3	1:15.598	+0.898	12:43:53.011
4	1:15.279	+0.579	12:45:08.290
5	1:16.637	+1.937	12:46:24.927
6	1:14.700	-	12:47:39.627

Lap	Lap Tm	Diff	Time of Day
7	1:17.068	+2.368	12:48:56.695
8	1:17.175	+2.475	12:50:13.870
9	1:21.646	+6.946	12:51:35.516
10	1:18.568	+3.868	12:52:54.084
11	1:19.537	+4.837	12:54:13.621

Lap	Lap Tm	Diff	Time of Day
(99) JONAS SECCOM			
1	1:17.183	-	12:41:18.940
2	1:18.653	+1.470	12:42:37.593
3	1:17.816	+0.633	12:43:55.409
4	1:18.545	+1.362	12:45:13.954
5	1:18.754	+1.571	12:46:32.708
6	1:20.152	+2.969	12:47:52.860
7	1:20.259	+3.076	12:49:13.119
8	1:20.869	+3.686	12:50:33.988
9	1:20.549	+3.366	12:51:54.537
10	1:20.815	+3.632	12:53:15.352
11	1:18.319	+1.136	12:54:33.671

Lap	Lap Tm	Diff	Time of Day
(13) JULIANO JORGE VIEIRA DIENER			
1	1:18.715	+1.307	12:41:25.867
2	1:17.408	-	12:42:43.275
3	1:17.694	+0.286	12:44:00.969
4	1:18.557	+1.149	12:45:19.526
5	1:20.824	+3.416	12:46:40.350
6	1:18.580	+1.172	12:47:58.930
7	1:23.248	+5.840	12:49:22.178
8	1:19.056	+1.648	12:50:41.234
9	1:21.626	+4.218	12:52:02.860
10	1:23.729	+6.321	12:53:26.589

Lap	Lap Tm	Diff	Time of Day
(128) MARIO MORAIS JUNIOR			
1	1:16.024	-	12:41:36.359
2	1:16.778	+0.754	12:42:53.137
3	1:18.029	+2.005	12:44:11.166
4	1:23.330	+7.306	12:45:34.496
5	1:25.945	+9.921	12:47:00.441
6	1:21.908	+5.884	12:48:22.349
7	1:25.357	+9.333	12:49:47.706
8	1:27.565	+11.541	12:51:15.271
9	1:25.195	+9.171	12:52:40.466
10	1:28.263	+12.239	12:54:08.729

Lap	Lap Tm	Diff	Time of Day
(230) LEONARDO KOVANEY			
1	1:24.202	+0.647	12:41:34.277
2	1:26.137	+2.582	12:43:00.414
3	1:27.280	+3.725	12:44:27.694
4	1:28.291	+4.736	12:45:55.985
5	1:30.533	+6.978	12:47:26.518
6	1:24.869	+1.314	12:48:51.387
7	1:24.797	+1.242	12:50:16.184
8	1:27.403	+3.848	12:51:43.587
9	1:24.206	+0.651	12:53:07.793
10	1:23.555	-	12:54:31.348

Lap	Lap Tm	Diff	Time of Day
(44) FLAVIANO RAMOS			
1	1:09.447	+0.729	12:41:04.220
2	1:09.319	+0.601	12:42:13.539
3	1:08.916	+0.198	12:43:22.455
4	1:08.718	-	12:44:31.173
5	1:09.460	+0.742	12:45:40.633
6	1:08.888	+0.170	12:46:49.521
7	1:09.500	+0.782	12:47:59.021
8	1:08.871	+0.153	12:49:07.892
9	1:09.736	+1.018	12:50:17.628

CRONOMETRAGEM FRM: JORGE L. TEIXEIRA JR

Orbits 4

www.amb-it.com
www.mylaps.com

ensed to: Federaçao Paranaense de Motociclismo

Printed: 27/11/2011 19:34:52

Page 2



Final Sul BR e PR de Velocross

Intermediaria Especial

Rio Negro 1,200 Km

Prova

27/11/2011 12:00

Race (12:00 and 2 Laps)

Lap	Lap Tm	Diff	Time of Day
(18) JOSE LUIZ MARCHIOTTO JUNIOR			
1	1:16.803	-	12:41:19.387
2	1:17.142	+0.339	12:42:36.529
3	1:21.003	+4.200	12:43:57.532
4	1:20.567	+3.764	12:45:18.099
5	1:36.160	+19.357	12:46:54.259

Lap	Lap Tm	Diff	Time of Day
-----	--------	------	-------------

Lap	Lap Tm	Diff	Time of Day
-----	--------	------	-------------



Final Sul BR e PR de Velocross

STREET

Rio Negro 1,200 Km

Prova

27/11/2011 12:50

Race (10:00 and 2 Laps)

Lap	Lap Tm	Diff	Time of Day
(43) OSCAR HONORATO BUENO			
1	1:12.966	+1.350	13:37:15.878
2	1:11.976	+0.360	13:38:27.854
3	1:11.616	-	13:39:39.470
4	1:12.643	+1.027	13:40:52.113
5	1:13.624	+2.008	13:42:05.737
6	1:13.394	+1.778	13:43:19.131
7	1:14.632	+3.016	13:44:33.763
8	1:13.920	+2.304	13:45:47.683
9	1:18.108	+6.492	13:47:05.791

(10) WYLLYN RICHARD ALVES			
1	1:12.907	+1.293	13:37:16.136
2	1:12.265	+0.651	13:38:28.401
3	1:13.013	+1.399	13:39:41.414
4	1:14.880	+3.266	13:40:56.294
5	1:11.614	-	13:42:07.908
6	1:13.028	+1.414	13:43:20.936
7	1:15.875	+4.261	13:44:36.811
8	1:17.765	+6.151	13:45:54.576
9	1:21.056	+9.442	13:47:15.632

(4) JEYMISSON BUENO DE MELO			
1	1:15.313	-	13:37:27.424
2	1:15.927	+0.614	13:38:43.351
3	1:16.170	+0.857	13:39:59.521
4	1:16.343	+1.030	13:41:15.864
5	1:17.046	+1.733	13:42:32.910
6	1:18.872	+3.559	13:43:51.782
7	1:19.163	+3.850	13:45:10.945
8	1:18.979	+3.666	13:46:29.924
9	1:20.891	+5.578	13:47:50.815

(444) IGOR GIOVANI SIMÕES			
1	1:18.296	+0.452	13:37:30.218
2	1:17.844	-	13:38:48.062
3	1:18.378	+0.534	13:40:06.440
4	1:18.782	+0.938	13:41:25.222
5	1:19.108	+1.264	13:42:44.330
6	1:18.346	+0.502	13:44:02.676
7	1:18.460	+0.616	13:45:21.136
8	1:18.846	+1.002	13:46:39.982
9	1:18.951	+1.107	13:47:58.933

(71) CLAUDIO ALVES			
1	1:17.514	+0.659	13:37:33.078
2	1:16.855	-	13:38:49.933
3	1:17.723	+0.868	13:40:07.656
4	1:17.744	+0.889	13:41:25.400
5	1:17.713	+0.858	13:42:43.113
6	1:20.028	+3.173	13:44:03.141
7	1:18.516	+1.661	13:45:21.657
8	1:19.242	+2.387	13:46:40.899
9	1:19.625	+2.770	13:48:00.524

(78) ALEXANDRO DE OLIVEIRA			
1	1:20.135	+1.855	13:37:30.617
2	1:21.061	+2.781	13:38:51.678
3	1:18.952	+0.672	13:40:10.630
4	1:18.280	-	13:41:28.910
5	1:18.957	+0.677	13:42:47.867
6	1:19.809	+1.529	13:44:07.676
7	1:20.020	+1.740	13:45:27.696
8	1:20.346	+2.066	13:46:48.042
9	1:19.874	+1.594	13:48:07.916

(145) JERSON KOCH			
1	1:20.762	+4.435	13:37:35.476
2	1:19.035	+2.708	13:38:54.511
3	1:18.981	+2.654	13:40:13.492
4	1:16.327	-	13:41:29.819
5	1:18.976	+2.649	13:42:48.795
6	1:21.048	+4.721	13:44:09.843
7	1:20.554	+4.227	13:45:30.397
8	1:21.435	+5.108	13:46:51.832
9	1:21.949	+5.622	13:48:13.781

(3) CHRISTOPHER AMHOF PAUL			
1	1:20.557	+1.616	13:37:36.636
2	1:20.135	+1.194	13:38:56.771
3	1:20.166	+1.225	13:40:16.937
4	1:20.948	+2.007	13:41:37.885
5	1:20.807	+1.866	13:42:58.692
6	1:21.210	+2.269	13:44:19.902
7	1:19.524	+0.583	13:45:39.426
8	1:20.355	+1.414	13:46:59.781
9	1:18.941	-	13:48:18.722

(609) ILIO VENET JUNIOR			
1	1:22.085	+3.559	13:37:41.343
2	1:19.884	+1.358	13:39:01.227
3	1:19.518	+0.992	13:40:20.745
4	1:22.694	+4.168	13:41:43.339
5	1:19.551	+1.025	13:43:02.990
6	1:18.526	-	13:44:21.516
7	1:20.021	+1.495	13:45:41.537
8	1:19.209	+0.683	13:47:00.746
9	1:20.199	+1.673	13:48:20.945

(237) ANTONIO CARLOS BUENO			
1	1:22.247	+2.507	13:37:39.148
2	1:19.740	-	13:38:58.888
3	1:19.928	+0.188	13:40:18.816
4	1:25.401	+5.661	13:41:44.217
5	1:22.268	+2.528	13:43:06.485
6	1:21.587	+1.847	13:44:28.072
7	1:27.649	+7.909	13:45:55.721
8	1:23.193	+3.453	13:47:18.914

(13) AUGUSTO AMHOF			
1	1:25.006	+3.642	13:37:46.259
2	1:23.246	+1.882	13:39:09.505
3	1:24.664	+3.300	13:40:34.169
4	1:24.354	+2.990	13:41:58.523
5	1:24.922	+3.558	13:43:23.445
6	1:22.140	+0.776	13:44:45.585
7	1:22.320	+0.956	13:46:07.905
8	1:21.364	-	13:47:29.269

(138) FÁBIO LUIZ KÜHL			
1	1:25.259	+5.350	13:37:45.156
2	1:20.597	+0.688	13:39:05.753
3	1:20.612	+0.703	13:40:26.365
4	1:19.909	-	13:41:46.274
5	1:23.612	+3.703	13:43:09.886
6	1:25.604	+5.695	13:44:35.490
7	1:28.342	+8.433	13:46:03.832
8	1:27.652	+7.743	13:47:31.484

(426) CELIO KUPKA			
1	1:25.168	+0.751	13:37:48.358

2	1:24.419	+0.002	13:39:12.777
3	1:26.930	+2.513	13:40:39.707
4	1:27.495	+3.078	13:42:07.202
5	1:26.789	+2.372	13:43:33.991
6	1:25.446	+1.029	13:44:59.437
7	1:25.054	+0.637	13:46:24.491
8	1:24.417	-	13:47:48.908

(77) LEONEL FALAVINE			
1	1:23.511	+1.073	13:37:44.234
2	1:22.438	-	13:39:06.672
3	1:24.684	+2.246	13:40:31.356
4	1:28.607	+6.169	13:41:59.963
5	1:28.358	+5.920	13:43:28.321
6	1:30.248	+7.810	13:44:58.569
7	1:27.068	+4.630	13:46:25.637
8	1:25.505	+3.067	13:47:51.142

(474) CLAUDIOMAR BUCHINGER			
1	1:29.406	+4.311	13:37:55.870
2	1:25.095	-	13:39:20.965
3	1:26.770	+1.675	13:40:47.735
4	1:26.974	+1.879	13:42:14.709
5	1:25.452	+0.357	13:43:40.161
6	1:25.469	+0.374	13:45:05.630
7	1:27.248	+2.153	13:46:32.878
8	1:29.237	+4.142	13:48:02.115

(18) LUCAS FERNANDES DE OLIVEIRA			
1	1:33.357	+0.713	13:38:00.595
2	1:33.197	+0.553	13:39:33.792
3	1:33.054	+0.410	13:41:06.846
4	1:33.535	+0.891	13:42:40.381
5	1:34.064	+1.420	13:44:14.445
6	1:34.933	+2.289	13:45:49.378
7	1:32.644	-	13:47:22.022

(251) JEFERSON KEIL			
1	1:22.363	+3.059	13:37:39.987
2	1:20.240	+0.936	13:39:00.227
3	1:19.304	-	13:40:19.531
4	1:21.251	+1.947	13:41:40.782
5	2:15.184	+55.880	13:43:55.966
6	2:11.362	+52.058	13:46:07.328
7	1:59.708	+40.404	13:48:07.036

(83) JOELSON JOAQUIM VICENTE			
1	1:21.999	+1.463	13:37:40.716
2	1:23.971	+3.435	13:39:04.687
3	1:20.536	-	13:40:25.223
4	1:22.180	+1.644	13:41:47.403

(512) JOAO PAULO DA FONSECA			
1	1:13.820	-	13:37:19.463

(24) ALEXANDRE VOLTOLINI			
1	1:25.844	-	13:37:39.970

(23) PAULO SÉRGIO COELHO ANTUNES			
1	1:18.790	+1.242	13:37:32.205
2	1:20.117	+2.569	13:38:52.322
3	1:17.548	-	13:40:09.870
4	1:17.823	+0.275	13:41:27.693
5	1:17.891	+0.343	13:42:45.584
6	1:18.310	+0.762	13:44:03.894
7	1:19.733	+2.185	13:45:23.627



Final Sul BR e PR de Velocross


STREET

Rio Negro 1,200 Km

Prova

27/11/2011 12:50

Race (10:00 and 2 Laps)



Lap	Lap Tm	Diff	Time of Day
8	1:19.024	+1.476	13:46:42.651
9	1:21.125	+3.577	13:48:03.776

Lap	Lap Tm	Diff	Time of Day
-----	--------	------	-------------

Lap	Lap Tm	Diff	Time of Day
-----	--------	------	-------------

(29) FILIPE FERENTZ

1	1:19.090	+0.884	13:37:28.569
2	1:18.206	-	13:38:46.775
3	1:20.106	+1.900	13:40:06.881
4	1:19.553	+1.347	13:41:26.434
5	1:19.787	+1.581	13:42:46.221
6	1:19.730	+1.524	13:44:05.951
7	1:20.062	+1.856	13:45:26.013
8	1:20.733	+2.527	13:46:46.746
9	1:23.267	+5.061	13:48:10.013

(30) CLEVERSON BUENO POLIDORO

1	1:20.181	+1.006	13:37:33.813
2	1:19.807	+0.632	13:38:53.620
3	1:19.175	-	13:40:12.795
4	1:19.492	+0.317	13:41:32.287
5	1:19.745	+0.570	13:42:52.032
6	1:22.684	+3.509	13:44:14.716
7	1:20.750	+1.575	13:45:35.466
8	1:30.227	+11.052	13:47:05.693
9	1:37.506	+18.331	13:48:43.199

(275) LUIS GABRIEL STOEBERL

1	1:22.947	+5.328	13:37:42.550
2	1:20.605	+2.986	13:39:03.155
3	1:18.924	+1.305	13:40:22.079
4	1:42.246	+24.627	13:42:04.325
5	1:21.700	+4.081	13:43:26.025
6	1:17.619	-	13:44:43.644
7	1:18.518	+0.899	13:46:02.162
8	1:20.256	+2.637	13:47:22.418



Final Sul BR e PR de Velocross

VX 1

Rio Negro 1,200 Km

Prova

27/11/2011 17:10

Race (20:00 and 2 Laps)

Lap	Lap Tm	Diff	Time of Day
(7) MATEUS F BASSO			
1	1:05.798	+0.062	18:50:20.371
2	1:05.851	+0.115	18:51:26.222
3	1:05.736	-	18:52:31.958
4	1:06.961	+1.225	18:53:38.919
5	1:07.955	+2.219	18:54:46.874
6	1:07.275	+1.539	18:55:54.149
7	1:07.693	+1.957	18:57:01.842
8	1:07.307	+1.571	18:58:09.149
9	1:07.597	+1.861	18:59:16.746
10	1:07.509	+1.773	19:00:24.255
11	1:08.200	+2.464	19:01:32.455
12	1:08.204	+2.468	19:02:40.659
13	1:08.254	+2.518	19:03:48.913
14	1:09.277	+3.541	19:04:58.190
15	1:09.788	+4.052	19:06:07.978
16	1:10.729	+4.993	19:07:18.707
17	1:10.930	+5.194	19:08:29.637
18	1:11.112	+5.376	19:09:40.749
19	1:13.982	+8.246	19:10:54.731

Lap	Lap Tm	Diff	Time of Day
(8) LUCAS F BASSO			
1	1:07.057	+0.318	18:50:24.536
2	1:06.739	-	18:51:31.275
3	1:07.640	+0.901	18:52:38.915
4	1:08.480	+1.741	18:53:47.395
5	1:08.855	+2.116	18:54:56.250
6	1:08.401	+1.662	18:56:04.651
7	1:07.644	+0.905	18:57:12.295
8	1:07.116	+0.377	18:58:19.411
9	1:09.249	+2.510	18:59:28.660
10	1:09.138	+2.399	19:00:37.798
11	1:08.952	+2.213	19:01:46.750
12	1:08.514	+1.775	19:02:55.264
13	1:08.388	+1.649	19:04:03.652
14	1:09.545	+2.806	19:05:13.197
15	1:09.971	+3.232	19:06:23.168
16	1:09.780	+3.041	19:07:32.948
17	1:08.408	+1.669	19:08:41.356
18	1:09.413	+2.674	19:09:50.769
19	1:08.103	+1.364	19:10:58.872

Lap	Lap Tm	Diff	Time of Day
(700) RODRIGO TABORDA			
1	1:11.118	+4.001	18:50:28.091
2	1:07.690	+0.573	18:51:35.781
3	1:08.058	+0.941	18:52:43.839
4	1:07.127	+0.010	18:53:50.966
5	1:07.565	+0.448	18:54:58.531
6	1:08.454	+1.337	18:56:06.985
7	1:07.117	-	18:57:14.102
8	1:07.885	+0.768	18:58:21.987
9	1:09.780	+2.663	18:59:31.767
10	1:08.664	+1.547	19:00:40.431
11	1:08.796	+1.679	19:01:49.227
12	1:08.448	+1.331	19:02:57.675
13	1:09.164	+2.047	19:04:06.839
14	1:08.696	+1.579	19:05:15.535
15	1:08.979	+1.862	19:06:24.514
16	1:09.455	+2.338	19:07:33.969
17	1:08.876	+1.759	19:08:42.845
18	1:08.163	+1.046	19:09:51.008
19	1:09.837	+2.720	19:11:00.845

Lap	Lap Tm	Diff	Time of Day
(175) LUÍS FELIPE FIETZ			
1	1:09.426	+1.926	18:50:28.376

Lap	Lap Tm	Diff	Time of Day
2	1:07.865	+0.365	18:51:36.241
3	1:08.099	+0.599	18:52:44.340
4	1:07.943	+0.443	18:53:52.283
5	1:08.706	+1.206	18:55:00.989
6	1:08.698	+1.198	18:56:09.687
7	1:08.287	+0.787	18:57:17.974
8	1:08.845	+1.345	18:58:26.819
9	1:08.841	+1.341	18:59:35.660
10	1:08.703	+1.203	19:00:44.363
11	1:08.764	+1.264	19:01:53.127
12	1:08.712	+1.212	19:03:01.839
13	1:08.703	+1.203	19:04:10.542
14	1:08.790	+1.290	19:05:19.332
15	1:08.358	+0.858	19:06:27.690
16	1:09.263	+1.763	19:07:36.953
17	1:08.834	+1.334	19:08:45.787
18	1:08.618	+1.118	19:09:54.405
19	1:07.500	-	19:11:01.905

Lap	Lap Tm	Diff	Time of Day
(14) LEANDRO MATOS LEMOS			
1	1:07.336	+0.043	18:50:23.810
2	1:07.655	+0.362	18:51:31.465
3	1:08.395	+1.102	18:52:39.860
4	1:08.455	+1.162	18:53:48.315
5	1:09.203	+1.910	18:54:57.518
6	1:08.051	+0.758	18:56:05.569
7	1:07.293	-	18:57:12.862
8	1:07.864	+0.571	18:58:20.726
9	1:08.669	+1.376	18:59:29.395
10	1:09.112	+1.819	19:00:38.507
11	1:09.031	+1.738	19:01:47.538
12	1:08.873	+1.580	19:02:56.411
13	1:08.848	+1.555	19:04:05.259
14	1:08.980	+1.687	19:05:14.239
15	1:09.881	+2.588	19:06:24.120
16	1:09.597	+2.304	19:07:33.717
17	1:11.394	+4.101	19:08:45.111
18	1:08.522	+1.229	19:09:53.633
19	1:08.813	+1.520	19:11:02.446

Lap	Lap Tm	Diff	Time of Day
(117) MARKOLF BERCHTOLD			
1	1:09.083	+0.444	18:50:30.889
2	1:08.917	+0.278	18:51:39.806
3	1:09.120	+0.481	18:52:48.926
4	1:08.644	+0.005	18:53:57.570
5	1:09.139	+0.500	18:55:06.709
6	1:09.244	+0.605	18:56:15.953
7	1:08.856	+0.217	18:57:24.809
8	1:08.730	+0.091	18:58:33.539
9	1:09.732	+1.093	18:59:43.271
10	1:09.456	+0.817	19:00:52.727
11	1:09.052	+0.413	19:02:01.779
12	1:09.720	+1.081	19:03:11.499
13	1:10.636	+1.997	19:04:22.135
14	1:08.750	+0.111	19:05:30.885
15	1:09.608	+0.969	19:06:40.493
16	1:08.639	-	19:07:49.132
17	1:08.648	+0.009	19:08:57.780
18	1:09.520	+0.881	19:10:07.300
19	1:10.118	+1.479	19:11:17.418

Lap	Lap Tm	Diff	Time of Day
(5) AVACIR CHAVES			
1	1:11.182	+3.080	18:50:36.159
2	1:08.882	+0.780	18:51:45.041
3	1:08.687	+0.585	18:52:53.728
4	1:09.224	+1.122	18:54:02.952

Lap	Lap Tm	Diff	Time of Day
5	1:08.447	+0.345	18:55:11.399
6	1:08.102	-	18:56:19.501
7	1:08.496	+0.394	18:57:27.997
8	1:08.122	+0.020	18:58:36.119
9	1:10.155	+2.053	18:59:46.274
10	1:09.050	+0.948	19:00:55.324
11	1:08.413	+0.311	19:02:03.737
12	1:08.317	+0.215	19:03:12.054
13	1:08.370	+0.268	19:04:20.424
14	1:09.235	+1.133	19:05:29.659
15	1:08.883	+0.781	19:06:38.542
16	1:10.183	+2.081	19:07:48.725
17	1:10.950	+2.848	19:08:59.675
18	1:10.736	+2.634	19:10:10.411
19	1:10.298	+2.196	19:11:20.709

Lap	Lap Tm	Diff	Time of Day
(307) JEISON SCHEIDT			
1	1:09.808	+0.838	18:50:30.163
2	1:08.970	-	18:51:39.133
3	1:09.464	+0.494	18:52:48.597
4	1:11.664	+2.694	18:54:00.261
5	1:11.756	+2.786	18:55:12.017
6	1:11.833	+2.863	18:56:23.850
7	1:12.049	+3.079	18:57:35.899
8	1:11.972	+3.002	18:58:47.871
9	1:12.927	+3.957	19:00:00.798
10	1:12.042	+3.072	19:01:12.840
11	1:11.479	+2.509	19:02:24.319
12	1:11.135	+2.165	19:03:35.454
13	1:11.113	+2.143	19:04:46.567
14	1:11.593	+2.623	19:05:58.160
15	1:12.214	+3.244	19:07:10.374
16	1:12.184	+3.214	19:08:22.558
17	1:13.181	+4.211	19:09:35.739
18	1:12.967	+3.997	19:10:48.706
19	1:24.589	+15.619	19:12:13.295

Lap	Lap Tm	Diff	Time of Day
(6) SILVIO ROBERTO ALCHINI			
1	1:11.554	+1.559	18:50:33.723
2	1:10.521	+0.526	18:51:44.244
3	1:11.882	+1.887	18:52:56.126
4	1:09.995	-	18:54:06.121
5	1:11.419	+1.424	18:55:17.540
6	1:10.603	+0.608	18:56:28.143
7	1:12.132	+2.137	18:57:40.275
8	1:11.946	+1.951	18:58:52.221
9	1:11.456	+1.461	19:00:03.677
10	1:11.204	+1.209	19:01:14.881
11	1:11.180	+1.185	19:02:26.061
12	1:14.100	+4.105	19:03:40.161
13	1:11.690	+1.695	19:04:51.851
14	1:11.450	+1.455	19:06:03.301
15	1:12.449	+2.454	19:07:15.750
16	1:15.507	+5.512	19:08:31.257
17	1:10.843	+0.848	19:09:42.100
18	1:13.810	+3.815	19:10:55.910

Lap	Lap Tm	Diff	Time of Day
(157) ALEXANDRO DE LARA			
1	1:12.979	+2.055	18:50:38.631
2	1:12.970	+2.046	18:51:51.601
3			



Final Sul BR e PR de Velocross


VX 1

Rio Negro 1,200 Km

Prova

27/11/2011 17:10

Race (20:00 and 2 Laps)



Lap	Lap Tm	Diff	Time of Day
9	1:11.060	+0.136	19:00:17.107
10	1:12.020	+1.096	19:01:29.127
11	1:13.159	+2.235	19:02:42.286
12	1:11.292	+0.368	19:03:53.578
13	1:11.121	+0.197	19:05:04.699
14	1:11.437	+0.513	19:06:16.136
15	1:11.023	+0.099	19:07:27.159
16	1:10.924	-	19:08:38.083
17	1:11.856	+0.932	19:09:49.939
18	1:19.340	+8.416	19:11:09.279

(26) THIAGO ERDMANN

Lap	Lap Tm	Diff	Time of Day
1	1:11.916	+0.918	18:50:34.755
2	1:11.768	+0.770	18:51:46.523
3	1:12.081	+1.083	18:52:58.604
4	1:10.998	-	18:54:09.602
5	1:11.554	+0.556	18:55:21.156
6	1:11.177	+0.179	18:56:32.333
7	1:13.210	+2.212	18:57:45.543
8	1:12.277	+1.279	18:58:57.820
9	1:12.254	+1.256	19:00:10.074
10	1:12.523	+1.525	19:01:22.597
11	1:13.046	+2.048	19:02:35.643
12	1:14.858	+3.860	19:03:50.501
13	1:12.950	+1.952	19:05:03.451
14	1:13.599	+2.601	19:06:17.050
15	1:18.592	+7.594	19:07:35.642
16	1:17.717	+6.719	19:08:53.359
17	1:13.000	+2.002	19:10:06.359
18	1:18.619	+7.621	19:11:24.978

(4) TIAGO PYKOCZ

Lap	Lap Tm	Diff	Time of Day
1	1:12.849	+0.794	18:50:39.549
2	1:12.743	+0.688	18:51:52.292
3	1:12.424	+0.369	18:53:04.716
4	1:12.055	-	18:54:16.771
5	1:12.594	+0.539	18:55:29.365
6	1:13.325	+1.270	18:56:42.690
7	1:13.435	+1.380	18:57:56.125
8	1:13.096	+1.041	18:59:09.221
9	1:13.307	+1.252	19:00:22.528
10	1:13.514	+1.459	19:01:36.042
11	1:13.467	+1.412	19:02:49.509
12	1:12.600	+0.545	19:04:02.109
13	1:16.537	+4.482	19:05:18.646
14	1:14.366	+2.311	19:06:33.012
15	1:14.037	+1.982	19:07:47.049
16	1:14.891	+2.836	19:09:01.940
17	1:14.539	+2.484	19:10:16.479
18	1:14.541	+2.486	19:11:31.020

(136) JONATAN HEY JAREK

Lap	Lap Tm	Diff	Time of Day
1	1:10.585	+0.642	18:51:01.219
2	1:09.992	+0.049	18:52:11.211
3	1:11.153	+1.210	18:53:22.364
4	1:09.943	-	18:54:32.307
5	1:12.085	+2.142	18:55:44.392
6	1:12.189	+2.246	18:56:56.581
7	1:10.663	+0.720	18:58:07.244
8	1:13.381	+3.438	18:59:20.625
9	1:12.189	+2.246	19:00:32.814
10	1:18.214	+8.271	19:01:51.028
11	1:16.582	+6.639	19:03:07.610
12	1:18.603	+8.660	19:04:26.213
13	1:16.151	+6.208	19:05:42.364
14	1:15.009	+5.066	19:06:57.373

Lap	Lap Tm	Diff	Time of Day
15	1:16.659	+6.716	19:08:14.032
16	1:18.654	+8.711	19:09:32.686
17	1:25.475	+15.532	19:10:58.161

(94) ALENCAR KREFTA

Lap	Lap Tm	Diff	Time of Day
1	1:17.024	+0.514	18:50:47.689
2	1:16.834	+0.324	18:52:04.523
3	1:17.734	+1.224	18:53:22.257
4	1:17.870	+1.360	18:54:40.127
5	1:16.510	-	18:55:56.637
6	1:24.227	+7.717	18:57:20.864
7	1:23.583	+7.073	18:58:44.447
8	1:22.381	+5.871	19:00:06.828
9	1:20.882	+4.372	19:01:27.710
10	1:24.681	+8.171	19:02:52.391
11	1:24.221	+7.711	19:04:16.612
12	1:21.760	+5.250	19:05:38.372
13	1:20.065	+3.555	19:06:58.437
14	1:19.329	+2.819	19:08:17.766
15	1:21.013	+4.503	19:09:38.779
16	1:32.515	+16.005	19:11:11.294

(17) TIAGO CALIXTRO

Lap	Lap Tm	Diff	Time of Day
1	1:12.947	+1.545	18:50:38.791
2	1:11.402	-	18:51:50.193
3	1:29.156	+17.754	18:53:19.349
4	1:11.694	+0.292	18:54:31.043
5	1:12.326	+0.924	18:55:43.369
6	1:11.987	+0.585	18:56:55.356
7	1:29.193	+17.791	18:58:24.549

(44) FLAVIANO RAMOS

Lap	Lap Tm	Diff	Time of Day
1	1:13.183	+1.311	18:50:37.542
2	1:11.872	-	18:51:49.414
3	1:13.190	+1.318	18:53:02.604
4	1:12.296	+0.424	18:54:14.900
5	1:12.848	+0.976	18:55:27.748
6	1:41.819	+29.947	18:57:09.567



Final Sul BR e PR de Velocross

VX 2

Rio Negro 1,200 Km

Prova

27/11/2011 14:20

Race (15:00 and 2 Laps)

Lap	Lap Tm	Diff	Time of Day
(8) MATEUS F BASSO			
1	1:06.198	+0.485	15:20:41.566
2	1:06.137	+0.424	15:21:47.703
3	1:05.713	-	15:22:53.416
4	1:06.005	+0.292	15:23:59.421
5	1:07.196	+1.483	15:25:06.617
6	1:06.703	+0.990	15:26:13.320
7	1:07.304	+1.591	15:27:20.624
8	1:06.541	+0.828	15:28:27.165
9	1:09.567	+3.854	15:29:36.732
10	1:12.040	+6.327	15:30:48.772
11	1:10.645	+4.932	15:31:59.417
12	1:10.153	+4.440	15:33:09.570
13	1:09.514	+3.801	15:34:19.084
14	1:09.519	+3.806	15:35:28.603
15	1:12.069	+6.356	15:36:40.672

Lap	Lap Tm	Diff	Time of Day
(2) LUCAS F BASSO			
1	1:07.155	+1.242	15:20:46.516
2	1:05.913	-	15:21:52.429
3	1:06.316	+0.403	15:22:58.745
4	1:06.515	+0.602	15:24:05.260
5	1:07.043	+1.130	15:25:12.303
6	1:07.234	+1.321	15:26:19.537
7	1:07.130	+1.217	15:27:26.667
8	1:08.459	+2.546	15:28:35.126
9	1:08.053	+2.140	15:29:43.179
10	1:08.671	+2.758	15:30:51.850
11	1:09.255	+3.342	15:32:01.105
12	1:12.360	+6.447	15:33:13.465
13	1:08.546	+2.633	15:34:22.011
14	1:10.490	+4.577	15:35:32.501
15	1:09.667	+3.754	15:36:42.168

Lap	Lap Tm	Diff	Time of Day
(175) LUÍS FELIPE FIETZ			
1	1:07.815	+0.891	15:20:49.671
2	1:07.475	+0.551	15:21:57.146
3	1:07.471	+0.547	15:23:04.617
4	1:09.177	+2.253	15:24:13.794
5	1:07.501	+0.577	15:25:21.295
6	1:08.818	+1.894	15:26:30.113
7	1:07.144	+0.220	15:27:37.257
8	1:07.642	+0.718	15:28:44.899
9	1:06.924	-	15:29:51.823
10	1:07.275	+0.351	15:30:59.098
11	1:07.380	+0.456	15:32:06.478
12	1:07.545	+0.621	15:33:14.023
13	1:08.570	+1.646	15:34:22.593
14	1:12.369	+5.445	15:35:34.962
15	1:07.613	+0.689	15:36:42.575

Lap	Lap Tm	Diff	Time of Day
(14) LEANDRO MATOS LEMOS			
1	1:07.291	+1.162	15:20:44.960
2	1:06.815	+0.686	15:21:51.775
3	1:06.129	-	15:22:57.904
4	1:06.931	+0.802	15:24:04.835
5	1:08.267	+2.138	15:25:13.102
6	1:08.789	+2.660	15:26:21.891
7	1:08.495	+2.366	15:27:30.386
8	1:08.688	+2.559	15:28:39.074
9	1:08.930	+2.801	15:29:48.004
10	1:09.194	+3.065	15:30:57.198
11	1:08.382	+2.253	15:32:05.580
12	1:08.193	+2.064	15:33:13.773
13	1:08.372	+2.243	15:34:22.145

Lap	Lap Tm	Diff	Time of Day
14	1:22.291	+16.162	15:35:44.436
15	1:09.145	+3.016	15:36:53.581

Lap	Lap Tm	Diff	Time of Day
(27) PEDRO HENRIQUE ROSA BUENO			
1	1:11.830	+3.476	15:20:55.587
2	1:09.360	+1.006	15:22:04.947
3	1:09.401	+1.047	15:23:14.348
4	1:09.216	+0.862	15:24:23.564
5	1:08.354	-	15:25:31.918
6	1:10.141	+1.787	15:26:42.059
7	1:08.932	+0.578	15:27:50.991
8	1:09.585	+1.231	15:29:00.576
9	1:08.720	+0.366	15:30:09.296
10	1:09.327	+0.973	15:31:18.623
11	1:09.580	+1.226	15:32:28.203
12	1:10.928	+2.574	15:33:39.131
13	1:10.712	+2.358	15:34:49.843
14	1:10.836	+2.482	15:36:00.679
15	1:13.009	+4.655	15:37:13.688

Lap	Lap Tm	Diff	Time of Day
(157) ALEXANDRO DE LARA			
1	1:10.035	+0.289	15:20:52.984
2	1:09.746	-	15:22:02.730
3	1:10.675	+0.929	15:23:13.405
4	1:11.014	+1.268	15:24:24.419
5	1:10.302	+0.556	15:25:34.721
6	1:10.082	+0.336	15:26:44.803
7	1:10.553	+0.807	15:27:55.356
8	1:10.394	+0.648	15:29:05.750
9	1:11.139	+1.393	15:30:16.889
10	1:10.690	+0.944	15:31:27.579
11	1:10.626	+0.880	15:32:38.205
12	1:12.215	+2.469	15:33:50.420
13	1:10.774	+1.028	15:35:01.194
14	1:11.860	+2.114	15:36:13.054
15	1:15.536	+5.790	15:37:28.590

Lap	Lap Tm	Diff	Time of Day
(17) TIAGO CALIXTRO			
1	1:10.364	+1.272	15:20:57.981
2	1:09.641	+0.549	15:22:07.622
3	1:09.092	-	15:23:16.714
4	1:10.687	+1.595	15:24:27.401
5	1:10.919	+1.827	15:25:38.320
6	1:09.869	+0.777	15:26:48.189
7	1:12.212	+3.120	15:28:00.401
8	1:11.983	+2.891	15:29:12.384
9	1:10.407	+1.315	15:30:22.791
10	1:11.809	+2.717	15:31:34.600
11	1:10.809	+1.717	15:32:45.409
12	1:11.255	+2.163	15:33:56.664
13	1:11.170	+2.078	15:35:07.834
14	1:11.038	+1.946	15:36:18.872
15	1:13.298	+4.206	15:37:32.170

Lap	Lap Tm	Diff	Time of Day
(4) TIAGO PYKOCZ			
1	1:10.865	+0.996	15:20:57.712
2	1:12.431	+2.562	15:22:10.143
3	1:10.685	+0.816	15:23:20.828
4	1:09.869	-	15:24:30.697
5	1:09.907	+0.038	15:25:40.604
6	1:10.289	+0.420	15:26:50.893
7	1:11.520	+1.651	15:28:02.413
8	1:10.800	+0.931	15:29:13.213
9	1:12.254	+2.385	15:30:25.467
10	1:12.456	+2.587	15:31:37.923
11	1:11.732	+1.863	15:32:49.655

Lap	Lap Tm	Diff	Time of Day
12	1:12.718	+2.849	15:34:02.373
13	1:11.653	+1.784	15:35:14.026
14	1:13.498	+3.629	15:36:27.524
15	1:13.499	+3.630	15:37:41.023

Lap	Lap Tm	Diff	Time of Day
(72) LUCIANO BATTISTELLA JUNIOR			
1	1:11.276	+1.896	15:20:56.294
2	1:10.225	+0.845	15:22:06.519
3	1:09.380	-	15:23:15.899
4	1:11.172	+1.792	15:24:27.071
5	1:10.676	+1.296	15:25:37.747
6	1:10.242	+0.862	15:26:47.989
7	1:12.447	+3.067	15:28:00.436
8	1:11.765	+2.385	15:29:12.201
9	1:12.875	+3.495	15:30:25.076
10	1:15.755	+6.375	15:31:40.831
11	1:13.038	+3.658	15:32:53.869
12	1:12.201	+2.821	15:34:06.070
13	1:13.861	+4.481	15:35:19.931
14	1:12.275	+2.895	15:36:32.206
15	1:12.176	+2.796	15:37:44.382

Lap	Lap Tm	Diff	Time of Day
(115) EDUARDO LEOBET			
1	1:11.772	+0.988	15:20:57.324
2	1:12.282	+1.498	15:22:09.606
3	1:10.784	-	15:23:20.390
4	1:13.269	+2.485	15:24:33.659
5	1:12.024	+1.240	15:25:45.683
6	1:14.586	+3.802	15:27:00.269
7	1:12.729	+1.945	15:28:12.998
8	1:12.932	+2.148	15:29:25.930
9	1:11.908	+1.124	15:30:37.838
10	1:11.858	+1.074	15:31:49.696
11	1:13.016	+2.232	15:33:02.712
12	1:11.538	+0.754	15:34:14.250
13	1:13.000	+2.216	15:35:27.250
14	1:15.057	+4.273	15:36:42.307

Lap	Lap Tm	Diff	Time of Day
(136) JONATAN HEY JAREK			
1	1:10.365	+0.216	15:21:11.903
2	1:10.622	+0.473	15:22:22.525
3	1:11.121	+0.972	15:23:33.646
4	1:10.918	+0.769	15:24:44.564
5	1:10.149	-	15:25:54.713
6	1:11.926	+1.777	15:27:06.639
7	1:10.476	+0.327	15:28:17.115
8	1:12.418	+2.269	15:29:29.533
9	1:12.415	+2.266	15:30:41.948
10	1:11.521	+1.372	15:31:53.469
11	1:11.927	+1.778	15:33:05.396
12	1:14.472	+4.323	15:34:19.868
13	1:18.704	+8.555	15:35:38.572
14	1:13.040	+2.891	15:36:51.612

Lap	Lap Tm	Diff	Time of Day
(56) VINICIUS MIGUEL ALVES DA SILVA			
1	1:12.907	+1.966	15:21:01.657
2	1:10.941	-	15:22:12.598
3	1:11.533	+0.592	15:23:24.131
4	1:11.893	+0.952	15:24:36.024
5	1:11.323	+0.382	15:25:47.347
6	1:13.417	+2.476	15:27:00.764
7	1:13.986	+3.045	15:28:14.750
8	1:13.876	+2.935	15:29:28.626
9	1:14.396	+3.455	15:30:43.022
10	1:14.081	+3.140	15:31:57.103
11	1:18.839	+7.898	15:33:15.942



Final Sul BR e PR de Velocross

VX 2

Prova

Race (15:00 and 2 Laps)

Rio Negro 1,200 Km

27/11/2011 14:20

Lap	Lap Tm	Diff	Time of Day
12	1:12.650	+1.709	15:34:28.592
13	1:13.275	+2.334	15:35:41.867
14	1:14.650	+3.709	15:36:56.517

(125) WELNER LINDENBERG FILHO

Lap	Lap Tm	Diff	Time of Day
1	1:13.790	+2.835	15:21:04.850
2	1:11.125	+0.170	15:22:15.975
3	1:11.189	+0.234	15:23:27.164
4	1:10.960	+0.005	15:24:38.124
5	1:10.955	-	15:25:49.079
6	1:12.270	+1.315	15:27:01.349
7	1:12.812	+1.857	15:28:14.161
8	1:13.138	+2.183	15:29:27.299
9	1:14.034	+3.079	15:30:41.333
10	1:17.134	+6.179	15:31:58.467
11	1:19.615	+8.660	15:33:18.082
12	1:17.617	+6.662	15:34:35.699
13	1:15.949	+4.994	15:35:51.648
14	1:14.585	+3.630	15:37:06.233

(7) VOLKMAR BERCHTOLD

Lap	Lap Tm	Diff	Time of Day
1	1:13.050	+1.313	15:21:03.574
2	1:13.418	+1.681	15:22:16.992
3	1:13.025	+1.288	15:23:30.017
4	1:12.026	+0.289	15:24:42.043
5	1:11.828	+0.091	15:25:53.871
6	1:11.737	-	15:27:05.608
7	1:14.795	+3.058	15:28:20.403
8	1:13.865	+2.128	15:29:34.268
9	1:15.671	+3.934	15:30:49.939
10	1:19.386	+7.649	15:32:09.325
11	1:14.805	+3.068	15:33:24.130
12	1:14.175	+2.438	15:34:38.305
13	1:14.306	+2.569	15:35:52.611
14	1:14.531	+2.794	15:37:07.142

(15) DEIVID SOUZA DE OLIVEIRA

Lap	Lap Tm	Diff	Time of Day
1	1:10.521	-	15:21:00.398
2	1:10.772	+0.251	15:22:11.170
3	1:11.649	+1.128	15:23:22.819
4	1:11.290	+0.769	15:24:34.109
5	1:11.803	+1.282	15:25:45.912
6	1:12.632	+2.111	15:26:58.544
7	1:12.329	+1.808	15:28:10.873
8	1:12.648	+2.127	15:29:23.521
9	1:16.430	+5.909	15:30:39.951
10	1:15.175	+4.654	15:31:55.126
11	1:24.647	+14.126	15:33:19.773
12	1:12.660	+2.139	15:34:32.433
13	1:21.801	+11.280	15:35:54.234
14	1:14.211	+3.690	15:37:08.445

(95) JOÃO VICTOR DA VEIGA

Lap	Lap Tm	Diff	Time of Day
1	1:15.513	+3.655	15:21:08.734
2	1:12.634	+0.776	15:22:21.368
3	1:14.065	+2.207	15:23:35.433
4	1:15.183	+3.325	15:24:50.616
5	1:12.837	+0.979	15:26:03.453
6	1:12.993	+1.135	15:27:16.446
7	1:15.333	+3.475	15:28:31.779
8	1:17.520	+5.662	15:29:49.299
9	1:15.450	+3.592	15:31:04.749
10	1:15.486	+3.628	15:32:20.235
11	1:12.199	+0.341	15:33:32.434
12	1:11.858	-	15:34:44.292
13	1:14.324	+2.466	15:35:58.616

Lap	Lap Tm	Diff	Time of Day
14	1:15.212	+3.354	15:37:13.828

(314) MATHEUS MOCELIN

Lap	Lap Tm	Diff	Time of Day
1	1:25.384	+13.218	15:21:17.497
2	1:14.524	+2.358	15:22:32.021
3	1:12.166	-	15:23:44.187
4	1:13.283	+1.117	15:24:57.470
5	1:14.105	+1.939	15:26:11.575
6	1:17.388	+5.222	15:27:28.963
7	1:15.268	+3.102	15:28:44.231
8	1:17.550	+5.384	15:30:01.781
9	1:15.644	+3.478	15:31:17.425
10	1:17.337	+5.171	15:32:34.762
11	1:14.918	+2.752	15:33:49.680
12	1:19.223	+7.057	15:35:08.903
13	1:17.921	+5.755	15:36:26.824
14	1:13.626	+1.460	15:37:40.450

(23) JOAO VICTOR VEIGA

Lap	Lap Tm	Diff	Time of Day
1	1:18.593	+1.442	15:21:13.850
2	1:17.971	+0.820	15:22:31.821
3	1:20.099	+2.948	15:23:51.920
4	1:17.151	-	15:25:09.071
5	1:17.842	+0.691	15:26:26.913
6	1:18.142	+0.991	15:27:45.055
7	1:18.975	+1.824	15:29:04.030
8	1:18.186	+1.035	15:30:22.216
9	1:21.829	+4.678	15:31:44.045
10	1:17.489	+0.338	15:33:01.534
11	1:17.340	+0.189	15:34:18.874
12	1:18.369	+1.218	15:35:37.243
13	1:18.548	+1.397	15:36:55.791

(180) PEDRO HENRIQUE BOGO

Lap	Lap Tm	Diff	Time of Day
1	1:16.468	+0.282	15:21:15.884
2	1:16.690	+0.504	15:22:32.574
3	1:16.186	-	15:23:48.760
4	1:16.907	+0.721	15:25:05.667
5	1:19.347	+3.161	15:26:25.014
6	1:18.829	+2.643	15:27:43.843
7	1:18.700	+2.514	15:29:02.543
8	1:18.115	+1.929	15:30:20.658
9	1:18.857	+2.671	15:31:39.515
10	1:20.213	+4.027	15:32:59.728
11	1:22.183	+5.997	15:34:21.911
12	1:30.687	+14.501	15:35:52.598
13	1:31.742	+15.556	15:37:24.340

(1) ALEX SANDRO DE LARA

Lap	Lap Tm	Diff	Time of Day
1	1:14.039	+0.326	15:21:01.708
2	1:13.713	-	15:22:15.421
3	1:13.891	+0.178	15:23:29.312
4	1:22.796	+9.083	15:24:52.108
5	1:16.366	+2.653	15:26:08.474
6	1:19.813	+6.100	15:27:28.287
7	1:25.405	+11.692	15:28:53.692
8	1:24.292	+10.579	15:30:17.984
9	1:25.332	+11.619	15:31:43.316
10	1:23.940	+10.227	15:33:07.256
11	1:30.263	+16.550	15:34:37.519
12	1:27.761	+14.048	15:36:05.280
13	1:25.083	+11.370	15:37:30.363

(13) JULIANO JORGE VIEIRA DIENER

Lap	Lap Tm	Diff	Time of Day
1	1:21.921	+3.543	15:21:21.149
2	1:18.378	-	15:22:39.527

Lap	Lap Tm	Diff	Time of Day
3	1:19.352	+0.974	15:23:58.879
4	1:20.560	+2.182	15:25:19.439
5	1:22.595	+4.217	15:26:42.034
6	1:25.879	+7.501	15:28:07.913
7	1:26.203	+7.825	15:29:34.116
8	1:22.674	+4.296	15:30:56.790
9	1:23.161	+4.783	15:32:19.951
10	1:24.408	+6.030	15:33:44.359
11	1:23.416	+5.038	15:35:07.775
12	1:18.848	+0.470	15:36:26.623
13	1:20.713	+2.335	15:37:47.336

(117) MARKOLF BERCHTOLD

Lap	Lap Tm	Diff	Time of Day
1	1:08.743	+1.295	15:20:48.983
2	1:07.448	-	15:21:56.431
3	1:07.775	+0.327	15:23:04.206
4	2:23.151	+1:15.703	15:25:27.357
5	1:09.910	+2.462	15:26:37.267
6	1:32.922	+25.474	15:28:10.189

(84) CARILO DOS SANTOS PORKOTE

Lap	Lap Tm	Diff	Time of Day
1	1:14.523	+2.065	15:21:07.131
2	1:12.458	-	15:22:19.589
3	1:13.532	+1.074	15:23:33.121
4	1:16.478	+4.020	15:24:49.599
5	1:15.789	+3.331	15:26:05.388
6	2:19.734	+1:07.276	15:28:25.122

(700) RODRIGO TABORDA

Lap	Lap Tm	Diff	Time of Day
1	1:07.914	+1.894	15:20:47.523
2	1:07.503	+1.483	15:21:55.026
3	1:06.020	-	15:23:01.046

(138) LUI ANDRÉ FIETZ

Lap	Lap Tm	Diff	Time of Day
1	1:07.802	-	15:20:45.774
2	1:07.885	+0.083	15:21:53.659
3	1:09.290	+1.488	15:23:02.949

(740) DIEGO TAVARES

Lap	Lap Tm	Diff	Time of Day
1	1:11.759	-	15:20:54.332

CRONOMETRAGEM FPRM: JORGE L. TEIXEIRA JR

Orbits 4

www.amb-it.com

www.mylaps.com

ponsored to: Federaçao Paranaense de Motociclismo

Printed: 27/11/2011 19:35:42

Page 2/2



Final Sul BR e PR de Velocross


VX 3 Especial

Prova

Race (15:00 and 2 Laps)

Rio Negro 1,200 Km

27/11/2011 15:55



Lap	Lap Tm	Diff	Time of Day
(5) AVACIR CHAVES			
1	<u>1:11.109</u>	+1.587	17:36:17.386
2	1:10.188	+0.666	17:37:27.574
3	<u>1:10.724</u>	+1.202	17:38:38.298
4	<u>1:09.522</u>	-	17:39:47.820
5	1:10.574	+1.052	17:40:58.394
6	1:10.571	+1.049	17:42:08.965
7	1:10.424	+0.902	17:43:19.389
8	1:09.897	+0.375	17:44:29.286
9	1:09.570	+0.048	17:45:38.856
10	1:10.227	+0.705	17:46:49.083
11	1:11.201	+1.679	17:48:00.284
12	1:11.617	+2.095	17:49:11.901
13	1:11.283	+1.761	17:50:23.184
14	1:14.726	+5.204	17:51:37.910

(75) FABIANO RIBEIRO			
1	<u>1:11.040</u>	+0.860	17:36:18.414
2	1:10.818	+0.638	17:37:29.232
3	1:11.658	+1.478	17:38:40.890
4	1:10.904	+0.724	17:39:51.794
5	<u>1:10.180</u>	-	17:41:01.974
6	1:11.635	+1.455	17:42:13.609
7	1:10.929	+0.749	17:43:24.538
8	1:12.558	+2.378	17:44:37.096
9	1:10.727	+0.547	17:45:47.823
10	1:12.215	+2.035	17:47:00.038
11	1:11.665	+1.485	17:48:11.703
12	1:11.848	+1.668	17:49:23.551
13	1:13.909	+3.729	17:50:37.460
14	1:15.120	+4.940	17:51:52.580

(153) NASRI WEINHARDT SARKISS			
1	<u>1:10.626</u>	+0.993	17:36:15.995
2	1:10.422	+0.789	17:37:26.417
3	1:10.823	+1.190	17:38:37.240
4	<u>1:09.633</u>	-	17:39:46.873
5	1:11.108	+1.475	17:40:57.981
6	1:14.257	+4.624	17:42:12.238
7	1:11.511	+1.878	17:43:23.749
8	1:13.152	+3.519	17:44:36.901
9	1:13.206	+3.573	17:45:50.107
10	1:13.414	+3.781	17:47:03.521
11	1:11.746	+2.113	17:48:15.267
12	1:12.209	+2.576	17:49:27.476
13	1:13.842	+4.209	17:50:41.318
14	1:17.169	+7.536	17:51:58.487

(6) SILVIO ROBERTO ALCHINI			
1	<u>1:14.130</u>	+3.917	17:36:26.076
2	1:12.015	+1.802	17:37:38.091
3	1:13.108	+2.895	17:38:51.199
4	1:10.945	+0.732	17:40:02.144
5	<u>1:10.213</u>	-	17:41:12.357
6	1:12.759	+2.546	17:42:25.116
7	1:11.682	+1.469	17:43:36.798
8	1:11.221	+1.008	17:44:48.019
9	1:11.648	+1.435	17:45:59.667
10	1:11.530	+1.317	17:47:11.197
11	1:11.165	+0.952	17:48:22.362
12	1:12.854	+2.641	17:49:35.216
13	1:15.452	+5.239	17:50:50.668
14	1:13.797	+3.584	17:52:04.465

(2) MAIARA F BASSO			
---------------------------	--	--	--

Lap	Lap Tm	Diff	Time of Day
1	<u>1:12.601</u>	+1.025	17:36:22.862
2	1:11.576	-	17:37:34.438
3	1:12.312	+0.736	17:38:46.750
4	1:11.672	+0.096	17:39:58.422
5	1:11.865	+0.289	17:41:10.287
6	1:13.109	+1.533	17:42:23.396
7	1:13.041	+1.465	17:43:36.437
8	1:14.602	+3.026	17:44:51.039
9	1:12.935	+1.359	17:46:03.974
10	1:13.806	+2.230	17:47:17.780
11	1:13.613	+2.037	17:48:31.393
12	1:13.962	+2.386	17:49:45.355
13	1:14.716	+3.140	17:51:00.071
14	1:12.430	+0.854	17:52:12.501

(963) MARCELO ALEXANDRE MARQUES			
1	<u>1:11.230</u>	+0.200	17:36:14.918
2	1:11.896	+0.866	17:37:26.814
3	1:12.979	+1.949	17:38:39.793
4	<u>1:11.030</u>	-	17:39:50.823
5	1:13.152	+2.122	17:41:03.975
6	1:15.325	+4.295	17:42:19.300
7	1:12.836	+1.806	17:43:32.136
8	1:13.293	+2.263	17:44:45.429
9	1:16.215	+5.185	17:46:01.644
10	1:15.032	+4.002	17:47:16.676
11	1:15.274	+4.244	17:48:31.950
12	1:15.132	+4.102	17:49:47.082
13	1:13.912	+2.882	17:51:00.994
14	1:13.363	+2.333	17:52:14.357

(125) GIOVANE FERNANDO PICK			
1	<u>1:12.758</u>	+1.558	17:36:25.151
2	1:13.662	+2.462	17:37:38.813
3	1:13.328	+2.128	17:38:52.141
4	1:23.432	+12.232	17:40:15.573
5	1:13.353	+2.153	17:41:28.926
6	1:11.981	+0.781	17:42:40.907
7	1:11.671	+0.471	17:43:52.578
8	1:13.840	+2.640	17:45:06.418
9	1:11.473	+0.273	17:46:17.891
10	1:12.647	+1.447	17:47:30.538
11	<u>1:11.200</u>	-	17:48:41.738
12	1:11.664	+0.464	17:49:53.402
13	1:12.252	+1.052	17:51:05.654
14	1:12.183	+0.983	17:52:17.837

(94) ALENCAR KREFTA			
1	<u>1:11.927</u>	+1.114	17:36:20.389
2	1:11.158	+0.345	17:37:31.547
3	1:10.813	-	17:38:42.360
4	1:11.214	+0.401	17:39:53.574
5	1:11.620	+0.807	17:41:05.194
6	1:12.355	+1.542	17:42:17.549
7	1:12.804	+1.991	17:43:30.353
8	1:36.613	+25.800	17:45:06.966
9	1:13.443	+2.630	17:46:20.409
10	1:12.873	+2.060	17:47:33.282
11	1:13.678	+2.865	17:48:46.960
12	1:14.695	+3.882	17:50:01.655
13	1:15.365	+4.552	17:51:17.020
14	1:17.105	+6.292	17:52:34.125

(265) LUCIANO ROSA			
1	<u>1:13.192</u>	+0.421	17:36:24.445
2	1:13.319	+0.548	17:37:37.764

Lap	Lap Tm	Diff	Time of Day
3	<u>1:12.771</u>	-	17:38:50.535
4	1:14.506	+1.735	17:40:05.041
5	1:13.374	+0.603	17:41:18.415
6	1:13.723	+0.952	17:42:32.138
7	1:15.084	+2.313	17:43:47.222
8	1:14.088	+1.317	17:45:01.310
9	1:15.645	+2.874	17:46:16.955
10	1:14.749	+1.978	17:47:31.704
11	1:14.253	+1.482	17:48:45.957
12	1:15.206	+2.435	17:50:01.163
13	1:16.188	+3.417	17:51:17.351
14	1:21.753	+8.982	17:52:39.104

(258) ALVARO ANTUNES COSTA			
1	<u>1:18.192</u>	+1.808	17:36:44.131
2	1:17.691	+1.307	17:38:01.822
3	1:17.292	+0.908	17:39:19.114
4	1:17.067	+0.683	17:40:36.181
5	1:16.900	+0.516	17:41:53.081
6	1:16.384	-	17:43:09.465
7	1:18.412	+2.028	17:44:27.877
8	1:21.307	+4.923	17:45:49.184
9	1:19.776	+3.392	17:47:08.960
10	1:18.317	+1.933	17:48:27.277
11	1:17.246	+0.862	17:49:44.523
12	1:19.649	+3.265	17:51:04.172
13	1:18.711	+2.327	17:52:22.883

(72) RENATO STACHIW			
1	<u>1:14.907</u>	+0.112	17:36:29.307
2	1:15.080	+0.285	17:37:44.387
3	1:14.795	-	17:38:59.182
4	1:15.252	+0.457	17:40:14.434
5	1:15.624	+0.829	17:41:30.058
6	1:16.734	+1.939	17:42:46.792
7	1:15.874	+1.079	17:44:02.666
8	1:16.654	+1.859	17:45:19.320
9	1:16.212	+1.417	17:46:35.532
10	1:17.048	+2.253	17:47:52.580
11	1:15.571	+0.776	17:49:08.151
12	2:26.851	+1:12.056	17:51:35.002
13	1:19.110	+4.315	17:52:54.112

(501) GIOVANI VALENTE			
1	<u>1:17.469</u>	+1.048	17:36:36.320
2	1:16.421	-	17:37:52.741
3	1:18.148	+1.727	17:39:10.889
4	1:18.862	+2.441	17:40:29.751
5	1:19.443	+3.022	17:41:49.194
6	1:17.446	+1.025	17:43:06.640
7	1:27.951	+11.530	17:44:34.591
8	1:24.700	+8.279	17:45:59.291
9	1:27.558	+11.137	17:47:26.849
10	1:26.717	+10.296	17:48:53.566
11	1:23.042	+6.621	17:50:16.608
12	1:24.720	+8.299	17:51:41.328

(128) MARIO MORAIS JUNIOR			
1	<u>1:18.826</u>	-	17:36:37.352
2	1:19.142	+0.316	17:37:56.494
3	1:22.094	+3.268	17:39:18.588
4	1:23.078	+4.252	17:40:41.666
5	1:24.580	+5.754	17:42:06.246
6	1:29.838	+11.012	17:43:36.084
7	1:24.992	+6.166	17:45:01.076
8	1:25.539	+6.713	17:46:26.615



Final Sul BR e PR de Velocross


VX 3 Especial

Rio Negro 1,200 Km

Prova

27/11/2011 15:55

Race (15:00 and 2 Laps)



Lap	Lap Tm	Diff	Time of Day
9	1:22.987	+4.161	17:47:49.602
10	1:24.691	+5.865	17:49:14.293
11	1:26.455	+7.629	17:50:40.748
12	1:25.996	+7.170	17:52:06.744

Lap	Lap Tm	Diff	Time of Day

Lap	Lap Tm	Diff	Time of Day

(8) MAURECIR MAFRA

1	1:22.565	-	17:36:43.398
2	1:24.067	+1.502	17:38:07.465
3	1:24.379	+1.814	17:39:31.844
4	1:24.280	+1.715	17:40:56.124
5	1:30.129	+7.564	17:42:26.253
6	1:24.015	+1.450	17:43:50.268
7	1:24.063	+1.498	17:45:14.331
8	1:23.561	+0.996	17:46:37.892
9	1:24.728	+2.163	17:48:02.620
10	1:23.988	+1.423	17:49:26.608
11	1:25.840	+3.275	17:50:52.448
12	1:22.876	+0.311	17:52:15.324

(18) JOSE LUIZ MARCHIOTTO JUNIOR

1	1:17.105	-	17:36:33.947
2	1:18.221	+1.116	17:37:52.168
3	1:18.014	+0.909	17:39:10.182
4	1:22.227	+5.122	17:40:32.409
5	1:25.250	+8.145	17:41:57.659
6	1:23.484	+6.379	17:43:21.143
7	1:29.709	+12.604	17:44:50.852
8	1:29.069	+11.964	17:46:19.921
9	1:27.398	+10.293	17:47:47.319
10	1:30.045	+12.940	17:49:17.364
11	1:30.840	+13.735	17:50:48.204
12	1:35.088	+17.983	17:52:23.292

(4) LUIS FERNANDO DE MATTOS

1	1:24.348	+3.007	17:36:46.488
2	1:23.832	+2.491	17:38:10.320
3	1:22.461	+1.120	17:39:32.781
4	1:21.341	-	17:40:54.122
5	1:28.906	+7.565	17:42:23.028
6	1:26.505	+5.164	17:43:49.533
7	1:36.710	+15.369	17:45:26.243
8	1:47.385	+26.044	17:47:13.628

(3) JOAO SILVERIO FRANCENER

1	1:08.266	+0.516	17:37:11.090
2	1:07.750	-	17:38:18.840
3	1:10.004	+2.254	17:39:28.844
4	1:09.692	+1.942	17:40:38.536



Final Sul BR e PR de Velocross


VX 3 Nacional

Prova

Race (10:00 and 2 Laps)

Rio Negro 1,200 Km

27/11/2011 14:45



Lap	Lap Tm	Diff	Time of Day
(963) MARCELO ALEXANDRE MARQUES			
1	<u>1:14.039</u>	+1.521	15:53:49.657
2	<u>1:13.092</u>	+0.574	15:55:02.749
3	<u>1:14.151</u>	+1.633	15:56:16.900
4	<u>1:13.472</u>	+0.954	15:57:30.372
5	<u>1:14.689</u>	+2.171	15:58:45.061
6	<u>1:14.960</u>	+2.442	16:00:00.021
7	<u>1:12.518</u>	-	16:01:12.539
8	<u>1:15.225</u>	+2.707	16:02:27.764
9	<u>1:17.526</u>	+5.008	16:03:45.290

(388) ALVARO CESAR DE CAMPOS JUNIOR			
1	<u>1:13.092</u>	+0.345	15:53:42.448
2	<u>1:12.747</u>	-	15:54:55.195
3	<u>1:13.194</u>	+0.447	15:56:08.389
4	<u>1:14.744</u>	+1.997	15:57:23.133
5	<u>1:15.174</u>	+2.427	15:58:38.307
6	<u>1:15.421</u>	+2.674	15:59:53.728
7	<u>1:14.942</u>	+2.195	16:01:08.670
8	<u>1:16.178</u>	+3.431	16:02:24.848
9	<u>1:21.020</u>	+8.273	16:03:45.868

(68) VILSON VANDER KLEIN			
1	<u>1:14.021</u>	-	15:53:41.968
2	<u>1:15.593</u>	+1.572	15:54:57.561
3	<u>1:16.525</u>	+2.504	15:56:14.086
4	<u>1:15.280</u>	+1.259	15:57:29.366
5	<u>1:15.261</u>	+1.240	15:58:44.627
6	<u>1:16.422</u>	+2.401	16:00:01.049
7	<u>1:15.209</u>	+1.188	16:01:16.258
8	<u>1:17.343</u>	+3.322	16:02:33.601
9	<u>1:19.937</u>	+5.916	16:03:53.538

(24) ANTONIO CARLOS CORREA PATTO			
1	<u>1:17.047</u>	+1.300	15:53:51.373
2	<u>1:17.003</u>	+1.256	15:55:08.376
3	<u>1:15.747</u>	-	15:56:24.123
4	<u>1:15.909</u>	+0.162	15:57:40.032
5	<u>1:16.749</u>	+1.002	15:58:56.781
6	<u>1:18.398</u>	+2.651	16:00:15.179
7	<u>1:17.718</u>	+1.971	16:01:32.897
8	<u>1:17.564</u>	+1.817	16:02:50.461
9	<u>1:18.998</u>	+3.251	16:04:09.459

(16) BRAULIO ANDRADE			
1	<u>1:13.984</u>	-	15:53:47.605
2	<u>1:14.943</u>	+0.959	15:55:02.548
3	<u>1:16.772</u>	+2.788	15:56:19.320
4	<u>1:16.220</u>	+2.236	15:57:35.540
5	<u>1:17.906</u>	+3.922	15:58:53.446
6	<u>1:19.766</u>	+5.782	16:00:13.212
7	<u>1:21.214</u>	+7.230	16:01:34.426
8	<u>1:20.570</u>	+6.586	16:02:54.996
9	<u>1:20.582</u>	+6.598	16:04:15.578

(967) MARCO FARIAS			
1	<u>1:16.497</u>	+0.720	15:53:51.798
2	<u>1:15.777</u>	-	15:55:07.575
3	<u>1:17.189</u>	+1.412	15:56:24.764
4	<u>1:17.101</u>	+1.324	15:57:41.865
5	<u>1:16.368</u>	+0.591	15:58:58.233
6	<u>1:17.353</u>	+1.576	16:00:15.586
7	<u>1:20.097</u>	+4.320	16:01:35.683
8	<u>1:21.318</u>	+5.541	16:02:57.001
9	<u>1:20.962</u>	+5.185	16:04:17.963

(42) MARCOS AUGUSTIN			
1	<u>1:19.238</u>	+2.168	15:53:54.245
2	<u>1:17.884</u>	+0.814	15:55:12.129
3	<u>1:17.333</u>	+0.263	15:56:29.462
4	<u>1:17.244</u>	+0.174	15:57:46.706
5	<u>1:17.070</u>	-	15:59:03.776
6	<u>1:18.278</u>	+1.208	16:00:22.054
7	<u>1:20.177</u>	+3.107	16:01:42.231
8	<u>1:20.078</u>	+3.008	16:03:02.309
9	<u>1:21.134</u>	+4.064	16:04:23.443

(38) ADEMAR WERNER BOETTCHER			
1	<u>1:19.269</u>	+2.562	15:54:04.235
2	<u>1:16.869</u>	+0.162	15:55:21.104
3	<u>1:17.226</u>	+0.519	15:56:38.330
4	<u>1:17.648</u>	+0.941	15:57:55.978
5	<u>1:16.707</u>	-	15:59:12.685
6	<u>1:18.534</u>	+1.827	16:00:31.219
7	<u>1:17.665</u>	+0.958	16:01:48.884
8	<u>1:19.134</u>	+2.427	16:03:08.018
9	<u>1:19.275</u>	+2.568	16:04:27.293

(637) CARLOS ROBERTO BRANCO PEREIRA			
1	<u>1:17.723</u>	+0.547	15:53:54.997
2	<u>1:19.574</u>	+2.398	15:55:14.571
3	<u>1:17.176</u>	-	15:56:31.747
4	<u>1:18.335</u>	+1.159	15:57:50.082
5	<u>1:18.574</u>	+1.398	15:59:08.656
6	<u>1:20.383</u>	+3.207	16:00:29.039
7	<u>1:19.292</u>	+2.116	16:01:48.331
8	<u>1:19.238</u>	+2.062	16:03:07.569
9	<u>1:22.127</u>	+4.951	16:04:29.696

(278) JOAO SILVERIO FRANCENER			
1	<u>1:11.893</u>	-	15:54:26.911
2	<u>1:13.548</u>	+1.655	15:55:40.459
3	<u>1:12.564</u>	+0.671	15:56:53.023
4	<u>1:29.796</u>	+17.903	15:58:22.819
5	<u>1:13.036</u>	+1.143	15:59:35.855
6	<u>1:12.863</u>	+0.970	16:00:48.718
7	<u>1:13.745</u>	+1.852	16:02:02.463
8	<u>1:12.941</u>	+1.048	16:03:15.404
9	<u>1:14.498</u>	+2.605	16:04:29.902

(28) RENATO GUIMARAES			
1	<u>1:18.970</u>	+0.678	15:53:57.053
2	<u>1:19.032</u>	+0.740	15:55:16.085
3	<u>1:18.292</u>	-	15:56:34.377
4	<u>1:19.343</u>	+1.051	15:57:53.720
5	<u>1:19.382</u>	+1.090	15:59:13.102
6	<u>1:19.279</u>	+0.987	16:00:32.381
7	<u>1:21.481</u>	+3.189	16:01:53.862
8	<u>1:20.591</u>	+2.299	16:03:14.453
9	<u>1:19.375</u>	+1.083	16:04:33.828

(31) RUDMAR SEBEN			
1	<u>1:18.660</u>	+0.892	15:53:59.218
2	<u>1:18.546</u>	+0.778	15:55:17.764
3	<u>1:17.768</u>	-	15:56:35.532
4	<u>1:19.599</u>	+1.831	15:57:55.131
5	<u>1:19.915</u>	+2.147	15:59:15.046
6	<u>1:20.109</u>	+2.341	16:00:35.155
7	<u>1:20.263</u>	+2.495	16:01:55.418
8	<u>1:21.171</u>	+3.403	16:03:16.589
9	<u>1:19.944</u>	+2.176	16:04:36.533

(237) ANTONIO CARLOS BUENO			
1	<u>1:18.745</u>	+0.115	15:53:58.170
2	<u>1:18.630</u>	-	15:55:16.800
3	<u>1:19.539</u>	+0.909	15:56:36.339
4	<u>1:21.147</u>	+2.517	15:57:57.486
5	<u>1:19.462</u>	+0.832	15:59:16.948
6	<u>1:20.018</u>	+1.388	16:00:36.966
7	<u>1:20.945</u>	+2.315	16:01:57.911
8	<u>1:19.890</u>	+1.260	16:03:17.801
9	<u>1:20.527</u>	+1.897	16:04:38.328

(77) LEONEL FALAVINE			
1	<u>1:22.571</u>	+5.079	15:54:07.010
2	<u>1:18.363</u>	+0.871	15:55:25.373
3	<u>1:18.431</u>	+0.939	15:56:43.804
4	<u>1:18.519</u>	+1.027	15:58:02.323
5	<u>1:18.250</u>	+0.758	15:59:20.573
6	<u>1:17.492</u>	-	16:00:38.065
7	<u>1:22.158</u>	+4.666	16:02:00.223
8	<u>1:18.957</u>	+1.465	16:03:19.180
9	<u>1:20.018</u>	+2.526	16:04:39.198

(609) ILIO VENET JUNIOR			
1	<u>1:20.282</u>	+0.610	15:54:02.352
2	<u>1:19.719</u>	+0.047	15:55:22.071
3	<u>1:19.672</u>	-	15:56:41.743
4	<u>1:19.853</u>	+0.181	15:58:01.596
5	<u>1:20.534</u>	+0.862	15:59:22.130
6	<u>1:21.919</u>	+2.247	16:00:44.049
7	<u>1:24.081</u>	+4.409	16:02:08.130
8	<u>1:24.493</u>	+4.821	16:03:32.623
9	<u>1:23.133</u>	+3.461	16:04:55.756

(914) ADILSON HUBNER			
1	<u>1:22.762</u>	+4.822	15:54:14.409
2	<u>1:26.681</u>	+8.741	15:55:41.090
3	<u>1:20.917</u>	+2.977	15:57:02.007
4	<u>1:20.382</u>	+2.442	15:58:22.389
5	<u>1:20.560</u>	+2.620	15:59:42.949
6	<u>1:19.966</u>	+2.026	16:01:02.915
7	<u>1:17.940</u>	-	16:02:20.855
8	<u>1:18.579</u>	+0.639	16:03:39.434
9	<u>1:22.060</u>	+4.120	16:05:01.494

(412) EVANDRO EVANGELISTA			
1	<u>1:23.395</u>	+0.983	15:54:06.677
2	<u>1:22.412</u>	-	15:55:29.089
3	<u>1:23.035</u>	+0.623	15:56:52.124
4	<u>1:23.492</u>	+1.080	15:58:15.616
5	<u>1:22.840</u>	+0.428	15:59:38.456
6	<u>1:24.089</u>	+1.677	16:01:02.545
7	<u>1:27.500</u>	+5.088	16:02:30.045
8	<u>1:29.785</u>	+7.373	16:03:59.830

(37) JOSÉ VITOR CIT			
1	<u>1:28.325</u>	+2.880	15:54:19.026
2	<u>1:27.412</u>	+1.967	15:55:46.438
3	<u>1:25.646</u>	+0.201	15:57:12.084
4	<u>1:25.826</u>	+0.381	15:58:37.910
5	<u>1:27.224</u>	+1.779	16:00:05.134
6	<u>1:25.445</u>	-	16:01:30.579
7	<u>1:26.230</u>	+0.785	16:02:56.809
8	<u>1:26.204</u>	+0.759	16:04:23.013

(316) RONILDO DE ALMEIDA			
---------------------------------	--	--	--

CRONOMETRAGEM FRM: JORGE L. TEIXEIRA JR

Orbits 4

www.amb-it.com

www.mylaps.com

ensed to: Federação Paranaense de Motociclismo

Printed: 27/11/2011 19:36:08

Page 12



Final Sul BR e PR de Velocross

VX 3 Nacional

Rio Negro 1,200 Km

Prova

27/11/2011 14:45

Race (10:00 and 2 Laps)

Lap	Lap Tm	Diff	Time of Day
1	1:28.106	+3.055	15:54:20.686
2	1:26.664	+1.613	15:55:47.350
3	1:26.348	+1.297	15:57:13.698
4	1:27.363	+2.312	15:58:41.061
5	1:28.197	+3.146	16:00:09.258
6	1:27.861	+2.810	16:01:37.119
7	1:26.342	+1.291	16:03:03.461
8	1:25.051	-	16:04:28.512

(111) CESAR AUGUSTO DE PAULA

1	1:26.713	+0.223	15:54:12.860
2	1:26.675	+0.185	15:55:39.535
3	1:27.917	+1.427	15:57:07.452
4	1:26.490	-	15:58:33.942
5	1:28.889	+2.399	16:00:02.831
6	1:30.037	+3.547	16:01:32.868
7	1:28.984	+2.494	16:03:01.852
8	1:31.801	+5.311	16:04:33.653

(13) VANDIR FRACARO

1	1:28.569	+3.041	15:54:23.182
2	1:27.553	+2.025	15:55:50.735
3	1:27.371	+1.843	15:57:18.106
4	1:25.528	-	15:58:43.634
5	1:29.691	+4.163	16:00:13.325
6	1:30.846	+5.318	16:01:44.171
7	1:30.106	+4.578	16:03:14.277
8	1:30.353	+4.825	16:04:44.630

(733) JOÃO RIBEIRO PINTO

1	1:25.034	+1.160	15:54:19.877
2	1:59.214	+35.340	15:56:19.091
3	1:23.874	-	15:57:42.965
4	1:23.973	+0.099	15:59:06.938
5	1:25.120	+1.246	16:00:32.058
6	1:25.525	+1.651	16:01:57.583
7	1:24.433	+0.559	16:03:22.016
8	1:25.176	+1.302	16:04:47.192

(162) REGINALDO PORTELA

1	1:30.797	+3.042	15:54:21.417
2	1:27.755	-	15:55:49.172
3	1:27.973	+0.218	15:57:17.145
4	1:29.669	+1.914	15:58:46.814
5	1:28.466	+0.711	16:00:15.280
6	1:30.460	+2.705	16:01:45.740
7	1:33.953	+6.198	16:03:19.693
8	1:30.078	+2.323	16:04:49.771

(205) JOSE LUIZ BAPTISTA

1	1:30.750	+2.123	15:54:26.226
2	1:31.624	+2.997	15:55:57.850
3	1:31.893	+3.266	15:57:29.743
4	1:30.919	+2.292	15:59:00.662
5	1:30.758	+2.131	16:00:31.420
6	1:31.213	+2.586	16:02:02.633
7	1:28.627	-	16:03:31.260
8	1:30.753	+2.126	16:05:02.013

(100) CLAUDIO ALVES

1	1:17.315	-	15:54:01.051
2	1:17.743	+0.428	15:55:18.794
3	1:18.421	+1.106	15:56:37.215
4	1:19.309	+1.994	15:57:56.524
5	1:19.442	+2.127	15:59:15.966
6	1:20.213	+2.898	16:00:36.179

Lap	Lap Tm	Diff	Time of Day
7	3:00.876	+1:43.561	16:03:37.055

(379) ZEK SEIZES

1	1:26.234	-	15:54:13.378
2	1:26.882	+0.648	15:55:40.260
3	1:31.016	+4.782	15:57:11.276

(137) EDIVAL ANDRE FERREIRA

1	1:28.844	-	15:54:18.650
2	1:30.948	+2.104	15:55:49.598
3	2:11.855	+43.011	15:58:01.453

(360) ADIR LANGHAMMER

1	1:29.541	-	15:54:09.679
---	----------	---	--------------

(474) CLAUDIOMAR BUCHINGER

1	1:23.641	-	15:54:13.899
---	----------	---	--------------

Lap	Lap Tm	Diff	Time of Day
-----	--------	------	-------------



Final Sul BR e PR de Velocross


VX 4

Rio Negro 1,200 Km

Prova

27/11/2011 13:15

Race (12:00 and 2 Laps)



Lap	Lap Tm	Diff	Time of Day
(3) JOAO SILVERIO FRANCENER			
1	1:07.665	+0.376	14:08:06.225
2	1:07.289	-	14:09:13.514
3	1:08.114	+0.825	14:10:21.628
4	1:09.193	+1.904	14:11:30.821
5	1:10.376	+3.087	14:12:41.197
6	1:08.852	+1.563	14:13:50.049
7	1:08.113	+0.824	14:14:58.162
8	1:10.764	+3.475	14:16:08.926
9	1:10.926	+3.637	14:17:19.852
10	1:14.436	+7.147	14:18:34.288
11	1:13.504	+6.215	14:19:47.792
12	1:17.675	+10.386	14:21:05.467

Lap	Lap Tm	Diff	Time of Day
(125) GIOVANE FERNANDO PICK			
1	1:09.398	+0.141	14:08:12.460
2	1:11.615	+2.358	14:09:24.075
3	1:10.222	+0.965	14:10:34.297
4	1:09.547	+0.290	14:11:43.844
5	1:11.023	+1.766	14:12:54.867
6	1:09.544	+0.287	14:14:04.411
7	1:12.010	+2.753	14:15:16.421
8	1:09.878	+0.621	14:16:26.299
9	1:09.257	-	14:17:35.556
10	1:11.228	+1.971	14:18:46.784
11	1:10.435	+1.178	14:19:57.219
12	1:11.800	+2.543	14:21:09.019

Lap	Lap Tm	Diff	Time of Day
(153) NASRI WEINHARDT SARKISS			
1	1:07.018	-	14:08:03.860
2	1:07.407	+0.389	14:09:11.267
3	1:08.535	+1.517	14:10:19.802
4	1:09.422	+2.404	14:11:29.224
5	1:09.521	+2.503	14:12:38.745
6	1:09.587	+2.569	14:13:48.332
7	1:12.093	+5.075	14:15:00.425
8	1:13.897	+6.879	14:16:14.322
9	1:12.402	+5.384	14:17:26.724
10	1:16.490	+9.472	14:18:43.214
11	1:14.461	+7.443	14:19:57.675
12	1:17.094	+10.076	14:21:14.769

Lap	Lap Tm	Diff	Time of Day
(46) FABIANO GRAHL DE SOUZA			
1	1:10.720	+0.473	14:08:16.095
2	1:10.718	+0.471	14:09:26.813
3	1:11.340	+1.093	14:10:38.153
4	1:10.247	-	14:11:48.400
5	1:13.305	+3.058	14:13:01.705
6	1:13.904	+3.657	14:14:15.609
7	1:12.719	+2.472	14:15:28.328
8	1:12.773	+2.526	14:16:41.101
9	1:13.651	+3.404	14:17:54.752
10	1:15.236	+4.989	14:19:09.988
11	1:16.230	+5.983	14:20:26.218
12	1:18.046	+7.799	14:21:44.264

Lap	Lap Tm	Diff	Time of Day
(441) SILVIO SOARES DE SOUZA			
1	1:10.919	-	14:08:14.727
2	1:11.720	+0.801	14:09:26.447
3	1:11.502	+0.583	14:10:37.949
4	1:13.566	+2.647	14:11:51.515
5	1:13.510	+2.591	14:13:05.025
6	1:13.260	+2.341	14:14:18.285
7	1:14.368	+3.449	14:15:32.653
8	1:14.078	+3.159	14:16:46.731

Lap	Lap Tm	Diff	Time of Day
9	1:14.958	+4.039	14:18:01.689
10	1:14.982	+4.063	14:19:16.671
11	1:15.079	+4.160	14:20:31.750
12	1:16.379	+5.460	14:21:48.129

Lap	Lap Tm	Diff	Time of Day
(501) GIOVANI VALENTE			
1	1:14.053	+1.105	14:08:23.333
2	1:13.139	+0.191	14:09:36.472
3	1:13.643	+0.695	14:10:50.115
4	1:13.228	+0.280	14:12:03.343
5	1:14.221	+1.273	14:13:17.564
6	1:14.764	+1.816	14:14:32.328
7	1:12.948	-	14:15:45.276
8	1:14.957	+2.009	14:17:00.233
9	1:17.675	+4.727	14:18:17.908
10	1:17.940	+4.992	14:19:35.848
11	1:16.063	+3.115	14:20:51.911
12	1:14.886	+1.938	14:22:06.797

Lap	Lap Tm	Diff	Time of Day
(963) MARCELO ALEXANDRE MARQUES			
1	1:31.047	+20.694	14:08:42.587
2	1:10.353	-	14:09:52.940
3	1:10.418	+0.065	14:11:03.358
4	1:11.351	+0.998	14:12:14.709
5	1:12.659	+2.306	14:13:27.368
6	1:13.271	+2.918	14:14:40.639
7	1:13.792	+3.439	14:15:54.431
8	1:13.364	+3.011	14:17:07.795
9	1:13.801	+3.448	14:18:21.596
10	1:15.137	+4.784	14:19:36.733
11	1:16.030	+5.677	14:20:52.763
12	1:17.774	+7.421	14:22:10.537

Lap	Lap Tm	Diff	Time of Day
(258) ALVARO ANTUNES COSTA			
1	1:13.475	+0.567	14:08:20.082
2	1:12.908	-	14:09:32.990
3	1:13.632	+0.724	14:10:46.622
4	1:14.719	+1.811	14:12:01.341
5	1:15.278	+2.370	14:13:16.619
6	1:15.104	+2.196	14:14:31.723
7	1:17.785	+4.877	14:15:49.508
8	1:15.780	+2.872	14:17:05.288
9	1:17.063	+4.155	14:18:22.351
10	1:17.951	+5.043	14:19:40.302
11	1:17.509	+4.601	14:20:57.811
12	1:20.385	+7.477	14:22:18.196

Lap	Lap Tm	Diff	Time of Day
(68) VILSON VANDER KLEIN			
1	1:13.167	-	14:08:21.317
2	1:17.190	+4.023	14:09:38.507
3	1:15.589	+2.422	14:10:54.096
4	1:14.365	+1.198	14:12:08.461
5	1:15.369	+2.202	14:13:23.830
6	1:16.558	+3.391	14:14:40.388
7	1:18.315	+5.148	14:15:58.703
8	1:18.273	+5.106	14:17:16.976
9	1:19.842	+6.675	14:18:36.818
10	1:16.422	+3.255	14:19:53.240
11	1:18.623	+5.456	14:21:11.863

Lap	Lap Tm	Diff	Time of Day
(100) JEAN JACKSON BALLOCK PEREIRA			
1	1:16.323	+2.151	14:08:27.169
2	1:14.172	-	14:09:41.341
3	1:15.916	+1.744	14:10:57.257
4	1:15.207	+1.035	14:12:12.464
5	1:16.451	+2.279	14:13:28.915

Lap	Lap Tm	Diff	Time of Day
6	1:18.843	+4.671	14:14:47.758
7	1:18.040	+3.868	14:16:05.798
8	1:18.925	+4.753	14:17:24.723
9	1:22.169	+7.997	14:18:46.892
10	1:20.820	+6.648	14:20:07.712
11	1:22.493	+8.321	14:21:30.205

Lap	Lap Tm	Diff	Time of Day
(38) ADEMAR WERNER BOETTCHER			
1	1:17.864	+1.569	14:08:30.471
2	1:16.295	-	14:09:46.766
3	1:17.960	+1.665	14:11:04.726
4	1:17.013	+0.718	14:12:21.739
5	1:17.518	+1.223	14:13:39.257
6	1:17.640	+1.345	14:14:56.897
7	1:19.328	+3.033	14:16:16.225
8	1:18.619	+2.324	14:17:34.844
9	1:22.151	+5.856	14:18:56.995
10	1:23.607	+7.312	14:20:20.602
11	1:22.924	+6.629	14:21:43.526

Lap	Lap Tm	Diff	Time of Day
(967) MARCO FARIAS			
1	1:19.929	+3.341	14:08:28.712
2	1:16.588	-	14:09:45.300
3	1:17.837	+1.249	14:11:03.137
4	1:18.984	+2.396	14:12:22.121
5	1:17.498	+0.910	14:13:39.619
6	1:17.636	+1.048	14:14:57.255
7	1:19.455	+2.867	14:16:16.710
8	1:20.323	+3.735	14:17:37.033
9	1:24.033	+7.445	14:19:01.066
10	1:23.866	+7.278	14:20:24.932
11	1:21.998	+5.410	14:21:46.930

Lap	Lap Tm	Diff	Time of Day
(42) MARCOS AUGUSTIN			
1	1:20.873	+4.391	14:08:48.317
2	1:19.760	+3.278	14:10:08.077
3	1:17.456	+0.974	14:11:25.533
4	1:17.510	+1.028	14:12:43.043
5	1:18.728	+2.246	14:14:01.771
6	1:18.019	+1.537	14:15:19.790
7	1:17.091	+0.609	14:16:36.881
8	1:16.482	-	14:17:53.363
9	1:18.534	+2.052	14:19:11.897
10	1:18.941	+2.459	14:20:30.838
11	1:19.190	+2.708	14:21:50.028

Lap	Lap Tm	Diff	Time of Day
(914) ADILSON HUBNER			
1	1:19.069	+2.059	14:08:38.214
2	1:18.838	+1.828	14:09:57.052
3	1:18.003	+0.993	14:11:15.055
4	1:19.147	+2.137	14:12:34.202
5	1:22.105	+5.095	14:13:56.307
6	1:21.318	+4.308	14:15:17.625
7	1:17.010	-	14:16:34.635
8	1:18.235	+1.225	14:17:52.870
9	1:20.279	+3.269	14:19:13.149
10	1:20.298	+3.288	14:20:33.447
11	1:21.928	+4.918	14:21:55.375

Lap	Lap Tm	Diff	Time of Day
(8) MAURECIR MAFRA			
1	1:20.520	+1.609	14:08:3



Final Sul BR e PR de Velocross

VX 4

Rio Negro 1,200 Km

Prova

27/11/2011 13:15

Race (12:00 and 2 Laps)

Lap	Lap Tm	Diff	Time of Day
7	1:23.618	+4.707	14:16:38.764
8	1:22.269	+3.358	14:18:01.033
9	1:23.428	+4.517	14:19:24.461
10	1:23.660	+4.749	14:20:48.121
11	1:20.157	+1.246	14:22:08.278

(237) ANTONIO CARLOS BUENO

1	1:20.157	+0.828	14:08:35.873
2	1:20.823	+1.494	14:09:56.696
3	1:21.662	+2.333	14:11:18.358
4	1:19.329	-	14:12:37.687
5	1:20.322	+0.993	14:13:58.009
6	1:21.478	+2.149	14:15:19.487
7	1:24.247	+4.918	14:16:43.734
8	1:21.370	+2.041	14:18:05.104
9	1:23.545	+4.216	14:19:28.649
10	1:22.738	+3.409	14:20:51.387
11	1:23.255	+3.926	14:22:14.642

(4) LUIS FERNANDO DE MATTOS

1	1:17.121	-	14:09:03.788
2	1:19.467	+2.346	14:10:23.255
3	1:18.871	+1.750	14:11:42.126
4	1:20.808	+3.687	14:13:02.934
5	1:20.140	+3.019	14:14:23.074
6	1:17.968	+0.847	14:15:41.042
7	1:18.506	+1.385	14:16:59.548
8	1:21.047	+3.926	14:18:20.595
9	1:18.677	+1.556	14:19:39.272
10	1:21.521	+4.400	14:21:00.793
11	1:21.131	+4.010	14:22:21.924

(203) VALDECIR BRUM ALVES

1	1:22.228	+2.613	14:08:47.430
2	1:20.541	+0.926	14:10:07.971
3	1:20.539	+0.924	14:11:28.510
4	1:23.130	+3.515	14:12:51.640
5	1:21.788	+2.173	14:14:13.428
6	1:22.284	+2.669	14:15:35.712
7	1:20.087	+0.472	14:16:55.799
8	1:23.997	+4.382	14:18:19.796
9	1:23.145	+3.530	14:19:42.941
10	1:20.521	+0.906	14:21:03.462
11	1:19.615	-	14:22:23.077

(507) DELTON BUTORI JUNIOR

1	1:19.067	+0.098	14:08:32.419
2	1:18.969	-	14:09:51.388
3	1:20.344	+1.375	14:11:11.732
4	1:21.738	+2.769	14:12:33.470
5	1:22.631	+3.662	14:13:56.101
6	1:22.806	+3.837	14:15:18.907
7	1:24.286	+5.317	14:16:43.193
8	1:24.955	+5.986	14:18:08.148
9	1:25.773	+6.804	14:19:33.921
10	1:25.657	+6.688	14:20:59.578
11	1:24.979	+6.010	14:22:24.557

(94) ALENCAR KREFTA

1	1:09.286	+0.296	14:08:09.578
2	1:09.065	+0.075	14:09:18.643
3	1:08.990	-	14:10:27.633
4	1:10.431	+1.441	14:11:38.064
5	1:12.449	+3.459	14:12:50.513
6	1:11.468	+2.478	14:14:01.981
7	1:10.128	+1.138	14:15:12.109

Lap	Lap Tm	Diff	Time of Day
8	1:10.249	+1.259	14:16:22.358
9	1:10.809	+1.819	14:17:33.167
10	1:12.419	+3.429	14:18:45.586

(62) JOSE CARLOS FIGUEIREDO

1	1:23.332	+2.621	14:08:44.684
2	1:21.917	+1.206	14:10:06.601
3	1:20.991	+0.280	14:11:27.592
4	1:21.439	+0.728	14:12:49.031
5	1:20.711	-	14:14:09.742
6	1:20.871	+0.160	14:15:30.613
7	1:22.916	+2.205	14:16:53.529
8	1:24.065	+3.354	14:18:17.594
9	1:24.754	+4.043	14:19:42.348
10	1:47.745	+27.034	14:21:30.093

(733) JOÃO RIBEIRO PINTO

1	1:23.104	+1.144	14:08:44.029
2	1:23.563	+1.603	14:10:07.592
3	1:25.221	+3.261	14:11:32.813
4	1:38.067	+16.107	14:13:10.880
5	1:23.214	+1.254	14:14:34.094
6	1:21.960	-	14:15:56.054
7	1:23.185	+1.225	14:17:19.239
8	1:25.630	+3.670	14:18:44.869
9	1:24.110	+2.150	14:20:08.979
10	1:22.669	+0.709	14:21:31.648

(53) SÉRGIO IZIDORO

1	1:22.499	-	14:08:46.929
2	1:24.655	+2.156	14:10:11.584
3	1:23.289	+0.790	14:11:34.873
4	1:24.187	+1.688	14:12:59.060
5	1:23.893	+1.394	14:14:22.953
6	1:24.023	+1.524	14:15:46.976
7	1:26.264	+3.765	14:17:13.240
8	1:27.509	+5.010	14:18:40.749
9	1:26.504	+4.005	14:20:07.253
10	1:27.873	+5.374	14:21:35.126

(37) JOSÉ VITOR CIT

1	1:22.722	-	14:08:42.961
2	1:23.416	+0.694	14:10:06.377
3	1:26.163	+3.441	14:11:32.540
4	1:25.975	+3.253	14:12:58.515
5	1:25.719	+2.997	14:14:24.234
6	1:24.742	+2.020	14:15:48.976
7	1:24.976	+2.254	14:17:13.952
8	1:29.066	+6.344	14:18:43.018
9	1:27.302	+4.580	14:20:10.320
10	1:26.212	+3.490	14:21:36.532

(316) RONILDO DE ALMEIDA

1	1:26.403	+0.325	14:08:50.414
2	1:26.078	-	14:10:16.492
3	1:27.680	+1.602	14:11:44.172
4	1:29.147	+3.069	14:13:13.319
5	1:29.046	+2.968	14:14:42.365
6	1:29.066	+2.988	14:16:11.431
7	1:31.632	+5.554	14:17:43.063
8	1:28.850	+2.772	14:19:11.913
9	1:29.065	+2.987	14:20:40.978
10	1:28.990	+2.912	14:22:09.968

(205) JOSE LUIZ BAPTISTA

1	1:40.264	+9.723	14:09:08.878
---	----------	--------	--------------

Lap	Lap Tm	Diff	Time of Day
2	1:50.918	+20.377	14:10:59.796
3	1:30.541	-	14:12:30.337
4	1:33.370	+2.829	14:14:03.707
5	1:33.453	+2.912	14:15:37.160
6	1:30.862	+0.321	14:17:08.022
7	1:33.590	+3.049	14:18:41.612
8	1:37.239	+6.698	14:20:18.851
9	1:32.598	+2.057	14:21:51.449

(611) JOAO F W A PEDRO

1	1:14.996	+1.890	14:08:24.592
2	1:13.357	+0.251	14:09:37.949
3	1:13.919	+0.813	14:10:51.868
4	1:13.106	-	14:12:04.974
5	1:13.363	+0.257	14:13:18.337
6	1:14.482	+1.376	14:14:32.819
7	1:14.267	+1.161	14:15:47.086
8	1:13.522	+0.416	14:17:00.608
9	5:58.739	+4:45.633	14:22:59.347

(27) ROBSON MIRANDA

1	1:22.835	+2.449	14:08:41.481
2	1:22.594	+2.208	14:10:04.075
3	1:21.342	+0.956	14:11:25.417
4	1:23.003	+2.617	14:12:48.420
5	1:23.358	+2.972	14:14:11.778
6	1:22.324	+1.938	14:15:34.102
7	1:20.386	-	14:16:54.488
8	5:04.460	+3:44.074	14:21:58.948



Final Sul BR e PR de Velocross

55cc

Rio Negro 1,200 Km

Prova

27/11/2011 15:10

Race (10:00 and 1 Laps)

Lap	Lap Tm	Diff	Time of Day
(13) LUCAS GOBOR			
1	1:26.913	+1.668	16:18:43.529
2	1:26.269	+1.024	16:20:09.798
3	1:26.173	+0.928	16:21:35.971
4	1:25.245	-	16:23:01.216
5	1:25.717	+0.472	16:24:26.933
6	1:26.993	+1.748	16:25:53.926
7	1:29.845	+4.600	16:27:23.771

Lap	Lap Tm	Diff	Time of Day
(100) GABRIEL MANZATTI			
1	1:28.097	+2.299	16:18:49.686
2	1:29.713	+3.915	16:20:19.399
3	1:27.599	+1.801	16:21:46.998
4	1:27.715	+1.917	16:23:14.713
5	1:25.798	-	16:24:40.511
6	1:27.499	+1.701	16:26:08.010
7	1:26.931	+1.133	16:27:34.941

Lap	Lap Tm	Diff	Time of Day
(10) MATHEUS GABRIEL SILVA			
1	1:29.990	-	16:18:52.953
2	1:30.354	+0.364	16:20:23.307
3	1:31.079	+1.089	16:21:54.386
4	1:32.991	+3.001	16:23:27.377
5	1:33.062	+3.072	16:25:00.439
6	1:32.524	+2.534	16:26:32.963
7	1:34.135	+4.145	16:28:07.098

Lap	Lap Tm	Diff	Time of Day
(67) MAICON MATOZO RODRIGUES DA ROS			
1	1:35.510	+1.644	16:19:06.307
2	1:33.930	+0.064	16:20:40.237
3	1:35.233	+1.367	16:22:15.470
4	1:33.866	-	16:23:49.336
5	1:35.770	+1.904	16:25:25.106
6	1:36.937	+3.071	16:27:02.043
7	1:37.421	+3.555	16:28:39.464

Lap	Lap Tm	Diff	Time of Day
(3) TAYLINE RUBIANE BOETTCHER			
1	1:35.012	-	16:19:01.613
2	1:36.620	+1.608	16:20:38.233
3	1:35.684	+0.672	16:22:13.917
4	1:36.050	+1.038	16:23:49.967
5	1:37.588	+2.576	16:25:27.555
6	1:37.693	+2.681	16:27:05.248
7	1:38.776	+3.764	16:28:44.024

Lap	Lap Tm	Diff	Time of Day
(580) ANDRÉ JOSÉ NETZEL			
1	1:38.228	+4.307	16:19:15.199
2	1:37.464	+3.543	16:20:52.663
3	1:39.054	+5.133	16:22:31.717
4	1:38.169	+4.248	16:24:09.886
5	1:35.642	+1.721	16:25:45.528
6	1:33.921	-	16:27:19.449
7	1:34.059	+0.138	16:28:53.508

Lap	Lap Tm	Diff	Time of Day
(200) JOSE VITOR SOARES RECHETELO			
1	1:38.095	+3.963	16:19:10.872
2	1:41.096	+6.964	16:20:51.968
3	1:38.644	+4.512	16:22:30.612
4	1:37.068	+2.936	16:24:07.680
5	1:37.049	+2.917	16:25:44.729
6	1:37.272	+3.140	16:27:22.001
7	1:34.132	-	16:28:56.133

Lap	Lap Tm	Diff	Time of Day
(7) GUSTAVO FERREIRA SOUZA			
1	1:38.048	+1.239	16:19:10.164

Lap	Lap Tm	Diff	Time of Day
2	1:41.017	+4.208	16:20:51.181
3	1:38.739	+1.930	16:22:29.920
4	1:36.809	-	16:24:06.729
5	1:36.855	+0.046	16:25:43.584
6	1:37.574	+0.765	16:27:21.158
7	1:38.084	+1.275	16:28:59.242

Lap	Lap Tm	Diff	Time of Day
(78) JOÃO VICTOR RODRIGUES BUENO			
1	1:40.453	+4.784	16:19:15.688
2	1:37.921	+2.252	16:20:53.609
3	1:37.661	+1.992	16:22:31.270
4	1:37.297	+1.628	16:24:08.567
5	1:35.669	-	16:25:44.236
6	1:38.023	+2.354	16:27:22.259
7	1:37.504	+1.835	16:28:59.763

Lap	Lap Tm	Diff	Time of Day
(181) LUIS MARCOS DE ARAGAO			
1	1:45.738	+4.808	16:19:25.855
2	1:43.057	+2.127	16:21:08.912
3	1:42.185	+1.255	16:22:51.097
4	1:42.615	+1.685	16:24:33.712
5	1:41.299	+0.369	16:26:15.011
6	1:40.930	-	16:27:55.941

Lap	Lap Tm	Diff	Time of Day
(68) RAFAEL BOEING PADILHA			
1	1:49.499	+1.995	16:19:33.953
2	1:49.551	+2.047	16:21:23.504
3	1:52.186	+4.682	16:23:15.690
4	1:50.929	+3.425	16:25:06.619
5	1:47.504	-	16:26:54.123
6	1:50.981	+3.477	16:28:45.104

Lap	Lap Tm	Diff	Time of Day
(37) MATEUS RODRIGUES			
1	1:57.126	-	16:19:49.889
2	1:58.138	+1.012	16:21:48.027
3	2:00.615	+3.489	16:23:48.642
4	1:58.447	+1.321	16:25:47.089
5	2:04.529	+7.403	16:27:51.618

Lap	Lap Tm	Diff	Time of Day
(399) ALVARO CESAR DE CAMPOS NETO			
1	2:54.074	+14.691	16:21:29.376
2	2:47.188	+7.805	16:24:16.564
3	2:47.445	+8.062	16:27:04.009
4	2:39.383	-	16:29:43.392

Lap	Lap Tm	Diff	Time of Day
(239) JORGE MARCOS MICOSKI SIMÕES			
1	1:44.050	-	16:19:20.588
2	1:44.778	+0.728	16:21:05.366

Lap	Lap Tm	Diff	Time of Day
(22) LUCAS JOSÉ IVANOWSKI			
1	2:05.763	-	16:20:13.275



Final Sul BR e PR de Velocross

65cc

Prova

Race (12:00 and 2 Laps)

Rio Negro 1,200 Km

26/11/2011 16:40



Lap	Lap Tm	Diff	Time of Day
(99) LEONARDO ZEUQINAO CASSAROTTI			
1	1:24.461	+1.964	17:07:45.511
2	1:22.497	-	17:09:08.008
3	1:25.458	+2.961	17:10:33.466
4	1:24.112	+1.615	17:11:57.578
5	1:23.820	+1.323	17:13:21.398
6	1:23.762	+1.265	17:14:45.160
7	1:24.262	+1.765	17:16:09.422
8	1:26.442	+3.945	17:17:35.864
9	1:24.339	+1.842	17:19:00.203
10	1:27.184	+4.687	17:20:27.387

Lap	Lap Tm	Diff	Time of Day
(2) HENRIQUE LAPOLA			
1	1:23.957	+1.109	17:07:44.374
2	1:22.848	-	17:09:07.222
3	1:24.876	+2.028	17:10:32.098
4	1:24.597	+1.749	17:11:56.695
5	1:33.302	+10.454	17:13:29.997
6	1:25.803	+2.955	17:14:55.800
7	1:28.305	+5.457	17:16:24.105
8	1:29.968	+7.120	17:17:54.073
9	1:27.130	+4.282	17:19:21.203
10	1:29.123	+6.275	17:20:50.326

Lap	Lap Tm	Diff	Time of Day
(38) MAYRON BOELLING DA SILVA			
1	1:29.559	+5.181	17:07:53.894
2	1:26.383	+2.005	17:09:20.277
3	1:26.794	+2.416	17:10:47.071
4	1:31.831	+7.453	17:12:18.902
5	1:32.733	+8.355	17:13:51.635
6	1:32.241	+7.863	17:15:23.876
7	1:25.414	+1.036	17:16:49.290
8	1:24.378	-	17:18:13.668
9	1:27.961	+3.583	17:19:41.629
10	1:31.269	+6.891	17:21:12.898

Lap	Lap Tm	Diff	Time of Day
(5) LEONARDO NUNES			
1	1:30.473	+3.204	17:07:55.557
2	1:30.106	+2.837	17:09:25.663
3	1:32.213	+4.944	17:10:57.876
4	1:29.253	+1.984	17:12:27.129
5	1:27.269	-	17:13:54.398
6	1:30.800	+3.531	17:15:25.198
7	1:29.737	+2.468	17:16:54.935
8	1:27.833	+0.564	17:18:22.768
9	1:27.883	+0.614	17:19:50.651
10	1:28.082	+0.813	17:21:18.733

Lap	Lap Tm	Diff	Time of Day
(100) GABRIEL MANZATTI			
1	1:30.440	+3.975	17:08:06.679
2	1:28.690	+2.225	17:09:35.369
3	1:32.550	+6.085	17:11:07.919
4	1:29.171	+2.706	17:12:37.090
5	1:30.724	+4.259	17:14:07.814
6	1:30.122	+3.657	17:15:37.936
7	1:29.533	+3.068	17:17:07.469
8	1:28.675	+2.210	17:18:36.144
9	1:26.465	-	17:20:02.609
10	1:26.678	+0.213	17:21:29.287

Lap	Lap Tm	Diff	Time of Day
(14) ROBERTO ALGUSTO DA SILVA			
1	1:28.881	+4.765	17:07:54.381
2	1:26.421	+2.305	17:09:20.802
3	1:47.850	+23.734	17:11:08.652
4	1:27.238	+3.122	17:12:35.890

Lap	Lap Tm	Diff	Time of Day
5	1:25.080	+0.964	17:14:00.970
6	1:25.608	+1.492	17:15:26.578
7	1:24.116	-	17:16:50.694
8	2:04.507	+40.391	17:18:55.201
9	1:27.248	+3.132	17:20:22.449
10	1:28.936	+4.820	17:21:51.385

Lap	Lap Tm	Diff	Time of Day
(13) LUCAS GOBOR			
1	1:34.048	+2.441	17:08:03.448
2	1:31.607	-	17:09:35.055
3	1:37.846	+6.239	17:11:12.901
4	1:32.791	+1.184	17:12:45.692
5	1:33.058	+1.451	17:14:18.750
6	1:32.568	+0.961	17:15:51.318
7	1:32.212	+0.605	17:17:23.530
8	1:32.184	+0.577	17:18:55.714
9	1:33.454	+1.847	17:20:29.168

Lap	Lap Tm	Diff	Time of Day
(911) CAUE KEPLER PAULI DA SILVA			
1	1:39.884	+6.209	17:08:15.566
2	1:34.333	+0.658	17:09:49.899
3	1:34.593	+0.918	17:11:24.492
4	1:34.534	+0.859	17:12:59.026
5	1:33.719	+0.044	17:14:32.745
6	1:33.675	-	17:16:06.420
7	1:35.813	+2.138	17:17:42.233
8	1:34.694	+1.019	17:19:16.927
9	1:35.835	+2.160	17:20:52.762

Lap	Lap Tm	Diff	Time of Day
(122) RODENILSON GRECHINSKI SOBRINHO			
1	1:42.409	+10.861	17:08:23.019
2	1:40.581	+9.033	17:10:03.600
3	1:38.067	+6.519	17:11:41.667
4	1:33.991	+2.443	17:13:15.658
5	1:36.603	+5.055	17:14:52.261
6	1:31.548	-	17:16:23.809
7	1:35.176	+3.628	17:17:58.985
8	1:33.336	+1.788	17:19:32.321
9	1:37.794	+6.246	17:21:10.115

Lap	Lap Tm	Diff	Time of Day
(28) JUNIOR LEANDRO PICK			
1	1:42.790	+4.372	17:08:21.237
2	1:40.786	+2.368	17:10:02.023
3	1:38.418	-	17:11:40.441
4	1:40.037	+1.619	17:13:20.478
5	1:41.067	+2.649	17:15:01.545
6	1:39.607	+1.189	17:16:41.152
7	1:40.760	+2.342	17:18:21.912
8	1:39.981	+1.563	17:20:01.893
9	1:39.543	+1.125	17:21:41.436

Lap	Lap Tm	Diff	Time of Day
(102) VICTOR GASINO TIDRE			
1	1:44.469	+1.663	17:08:27.406
2	1:45.572	+2.766	17:10:12.978
3	1:46.620	+3.814	17:11:59.598
4	1:45.891	+3.085	17:13:45.489
5	1:45.787	+2.981	17:15:31.276
6	1:42.806	-	17:17:14.082
7	1:43.601	+0.795	17:18:57.683
8	1:43.719	+0.913	17:20:41.402

Lap	Lap Tm	Diff	Time of Day
(32) LUCAS RODRIGUES			
1	1:51.130	+3.840	17:08:50.273
2	1:49.040	+1.750	17:10:39.313
3	1:47.733	+0.443	17:12:27.046
4	1:47.290	-	17:14:14.336



Final Sul BR e PR de Velocross

85cc

Rio Negro 1,200 Km

Prova

27/11/2011 16:20

Race (12:00 and 2 Laps)

Lap	Lap Tm	Diff	Time of Day
(1) LUCAS GADOTTI			
1	1:12.923	+1.520	18:01:43.284
2	1:13.955	+2.552	18:02:57.239
3	1:12.655	+1.252	18:04:09.894
4	1:12.749	+1.346	18:05:22.643
5	1:13.223	+1.820	18:06:35.866
6	1:12.864	+1.461	18:07:48.730
7	1:11.403	-	18:09:00.133
8	1:12.533	+1.130	18:10:12.666
9	1:12.680	+1.277	18:11:25.346
10	1:13.767	+2.364	18:12:39.113
11	1:14.779	+3.376	18:13:53.892

Lap	Lap Tm	Diff	Time of Day
(10) GUSTAVO OLIVEIRA			
1	1:13.670	+1.899	18:01:46.491
2	1:11.771	-	18:02:58.262
3	1:12.869	+1.098	18:04:11.131
4	1:12.049	+0.278	18:05:23.180
5	1:13.360	+1.589	18:06:36.540
6	1:12.679	+0.908	18:07:49.219
7	1:12.799	+1.028	18:09:02.018
8	1:13.519	+1.748	18:10:15.537
9	1:13.426	+1.655	18:11:28.963
10	1:13.137	+1.366	18:12:42.100
11	1:14.544	+2.773	18:13:56.644

Lap	Lap Tm	Diff	Time of Day
(95) JOÃO VICTOR DA VEIGA			
1	1:13.754	+1.087	18:01:45.913
2	1:14.140	+1.473	18:03:00.053
3	1:13.562	+0.895	18:04:13.615
4	1:13.232	+0.565	18:05:26.847
5	1:12.771	+0.104	18:06:39.618
6	1:13.065	+0.398	18:07:52.683
7	1:12.716	+0.049	18:09:05.399
8	1:12.844	+0.177	18:10:18.243
9	1:13.064	+0.397	18:11:31.307
10	1:12.667	-	18:12:43.974
11	1:14.438	+1.771	18:13:58.412

Lap	Lap Tm	Diff	Time of Day
(9) GABRIEL HENRIQUE PIETCHAK AIEM			
1	1:14.542	+2.147	18:01:49.455
2	1:14.645	+2.250	18:03:04.100
3	1:13.336	+0.941	18:04:17.436
4	1:13.269	+0.874	18:05:30.705
5	1:12.395	-	18:06:43.100
6	1:12.590	+0.195	18:07:55.690
7	1:14.322	+1.927	18:09:10.012
8	1:12.600	+0.205	18:10:22.612
9	1:13.149	+0.754	18:11:35.761
10	1:14.700	+2.305	18:12:50.461
11	1:15.797	+3.402	18:14:06.258

Lap	Lap Tm	Diff	Time of Day
(15) GUILHERME MAJEWSKI PINHEIRO			
1	1:17.226	+3.240	18:01:55.276
2	1:17.619	+3.633	18:03:12.895
3	1:15.350	+1.364	18:04:28.245
4	1:15.476	+1.490	18:05:43.721
5	1:14.690	+0.704	18:06:58.411
6	1:15.607	+1.621	18:08:14.018
7	1:15.228	+1.242	18:09:29.246
8	1:15.235	+1.249	18:10:44.481
9	1:15.552	+1.566	18:12:00.033
10	1:13.986	-	18:13:14.019
11	1:14.902	+0.916	18:14:28.921

Lap	Lap Tm	Diff	Time of Day
(101) GABRIEL GANASSOLI			
1	1:17.018	+2.270	18:01:51.486
2	1:16.966	+2.218	18:03:08.452
3	1:16.682	+1.934	18:04:25.134
4	1:15.664	+0.916	18:05:40.798
5	1:15.377	+0.629	18:06:56.175
6	1:15.914	+1.166	18:08:12.089
7	1:14.748	-	18:09:26.837
8	1:16.729	+1.981	18:10:43.566
9	1:15.876	+1.128	18:11:59.442
10	1:16.290	+1.542	18:13:15.732
11	1:17.379	+2.631	18:14:33.111

Lap	Lap Tm	Diff	Time of Day
(192) DAN FUCHS KIRCHOFF			
1	1:19.064	+0.484	18:02:00.621
2	1:21.719	+3.139	18:03:22.340
3	1:18.884	+0.304	18:04:41.224
4	1:19.709	+1.129	18:06:00.933
5	1:20.143	+1.563	18:07:21.076
6	1:18.580	-	18:08:39.656
7	1:19.446	+0.866	18:09:59.102
8	1:19.970	+1.390	18:11:19.072
9	1:18.802	+0.222	18:12:37.874
10	1:22.152	+3.572	18:14:00.026

Lap	Lap Tm	Diff	Time of Day
(81) ADILAR SAMWAYS NETO			
1	1:17.338	-	18:01:54.581
2	1:17.529	+0.191	18:03:12.110
3	1:18.162	+0.824	18:04:30.272
4	1:18.995	+1.657	18:05:49.267
5	1:18.912	+1.574	18:07:08.179
6	1:18.827	+1.489	18:08:27.006
7	1:20.371	+3.033	18:09:47.377
8	1:25.282	+7.944	18:11:12.659
9	1:24.486	+7.148	18:12:37.145
10	1:24.807	+7.469	18:14:01.952

Lap	Lap Tm	Diff	Time of Day
(125) FELIPE AUGUSTO PICK			
1	1:25.085	+9.490	18:02:00.974
2	1:15.684	+0.089	18:03:16.658
3	1:15.810	+0.215	18:04:32.468
4	1:15.595	-	18:05:48.063
5	1:40.943	+25.348	18:07:29.006
6	1:22.155	+6.560	18:08:51.161
7	1:23.144	+7.549	18:10:14.305
8	1:28.497	+12.902	18:11:42.802
9	1:20.652	+5.057	18:13:03.454
10	1:18.646	+3.051	18:14:22.100

Lap	Lap Tm	Diff	Time of Day
(118) ROBSON ROLIM FERNANDES			
1	2:48.562	+1:22.274	18:03:33.627
2	1:46.950	+20.662	18:05:20.577
3	1:28.855	+2.567	18:06:49.432
4	1:29.489	+3.201	18:08:18.921
5	1:26.699	+0.411	18:09:45.620
6	1:26.288	-	18:11:11.908
7	1:27.283	+0.995	18:12:39.191
8	1:31.101	+4.813	18:14:10.292

Lap	Lap Tm	Diff	Time of Day
(180) EDUARDA DORNBUSCH PEREIRA			
1	1:18.085	-	18:01:57.488
2	1:20.529	+2.444	18:03:18.017
3	1:22.097	+4.012	18:04:40.114

Lap	Lap Tm	Diff	Time of Day
(115) EDUARDO LOEBET			
1	<u>1:15.434</u>	+1.198	17:13:22.819
2	1:14.745	+0.509	17:14:37.564
3	1:15.497	+1.261	17:15:53.061
4	1:14.469	+0.233	17:17:07.530
5	1:17.376	+3.140	17:18:24.906
6	1:14.634	+0.398	17:19:39.540
7	1:14.236	-	17:20:53.776
8	1:15.663	+1.427	17:22:09.439
9	1:14.864	+0.628	17:23:24.303

(26) DANIEL SCHMITZ			
1	<u>1:15.692</u>	+2.416	17:13:26.461
2	1:15.660	+2.384	17:14:42.121
3	1:15.686	+2.410	17:15:57.807
4	1:15.146	+1.870	17:17:12.953
5	1:15.408	+2.132	17:18:28.361
6	1:14.840	+1.564	17:19:43.201
7	1:13.276	-	17:20:56.477
8	1:14.645	+1.369	17:22:11.122
9	1:15.752	+2.476	17:23:26.874

(228) JACSON KEIL			
1	<u>1:19.344</u>	+2.507	17:13:31.166
2	1:19.194	+2.357	17:14:50.360
3	1:19.041	+2.204	17:16:09.401
4	1:18.630	+1.793	17:17:28.031
5	1:16.837	-	17:18:44.868
6	1:17.345	+0.508	17:20:02.213
7	1:17.551	+0.714	17:21:19.764
8	1:18.175	+1.338	17:22:37.939
9	1:18.179	+1.342	17:23:56.118

(10) WYLLYN RICHARD ALVES			
1	<u>1:20.458</u>	+5.158	17:13:44.395
2	1:16.682	+1.382	17:15:01.077
3	1:16.027	+0.727	17:16:17.104
4	1:15.788	+0.488	17:17:32.892
5	1:16.553	+1.253	17:18:49.445
6	1:16.054	+0.754	17:20:05.499
7	1:15.300	-	17:21:20.799
8	1:18.197	+2.897	17:22:38.996
9	1:17.728	+2.428	17:23:56.724

(98) GIOVANNI VEIGA ADRIANO			
1	<u>1:22.644</u>	+7.687	17:13:44.814
2	1:18.551	+3.594	17:15:03.365
3	1:17.460	+2.503	17:16:20.825
4	1:14.957	-	17:17:35.782
5	1:16.331	+1.374	17:18:52.113
6	1:18.627	+3.670	17:20:10.740
7	1:15.664	+0.707	17:21:26.404
8	1:15.401	+0.444	17:22:41.805
9	1:16.099	+1.142	17:23:57.904

(18) GILSON LUIZ ARAUJO			
1	<u>1:20.258</u>	+4.550	17:13:39.294
2	1:16.406	+0.698	17:14:55.700
3	1:16.638	+0.930	17:16:12.338
4	1:16.254	+0.546	17:17:28.592
5	1:16.589	+0.881	17:18:45.181
6	1:27.545	+11.837	17:20:12.726
7	1:19.013	+3.305	17:21:31.739
8	1:15.708	-	17:22:47.447
9	1:15.880	+0.172	17:24:03.327

Lap	Lap Tm	Diff	Time of Day
(25) VOLNEI DA FONSECA			
1	<u>1:19.245</u>	+2.709	17:13:37.160
2	1:16.673	+0.137	17:14:53.833
3	1:17.529	+0.993	17:16:11.362
4	1:18.243	+1.707	17:17:29.605
5	1:16.536	-	17:18:46.141
6	1:19.038	+2.502	17:20:05.179
7	1:20.870	+4.334	17:21:26.049
8	1:20.513	+3.977	17:22:46.562
9	1:20.824	+4.288	17:24:07.386

(818) EDGAR NOGUEIRA			
1	<u>1:18.415</u>	-	17:13:32.027
2	1:20.111	+1.696	17:14:52.138
3	1:18.470	+0.055	17:16:10.608
4	1:18.718	+0.303	17:17:29.326
5	1:19.909	+1.494	17:18:49.235
6	1:23.190	+4.775	17:20:12.425
7	1:18.611	+0.196	17:21:31.036
8	1:18.591	+0.176	17:22:49.627
9	1:18.681	+0.266	17:24:08.308

(277) ARNALDO SOUZA DE LARA			
1	<u>1:25.149</u>	+8.949	17:13:46.393
2	1:19.668	+3.468	17:15:06.061
3	1:18.096	+1.896	17:16:24.157
4	1:16.783	+0.583	17:17:40.940
5	1:18.239	+2.039	17:18:59.179
6	1:18.225	+2.025	17:20:17.404
7	1:17.165	+0.965	17:21:34.569
8	1:16.200	-	17:22:50.769
9	1:18.283	+2.083	17:24:09.052

(612) JORGE HENRIQUE DA FONSECA			
1	<u>1:22.611</u>	+5.215	17:13:47.619
2	1:21.238	+3.842	17:15:08.857
3	1:19.112	+1.716	17:16:27.969
4	1:17.999	+0.603	17:17:45.968
5	1:18.762	+1.366	17:19:04.730
6	1:19.213	+1.817	17:20:23.943
7	1:19.155	+1.759	17:21:43.098
8	1:19.259	+1.863	17:23:02.357
9	1:17.396	-	17:24:19.753

(360) ADIR LANGHAMMER			
1	<u>1:24.872</u>	+7.213	17:13:43.446
2	1:19.682	+2.023	17:15:03.128
3	1:21.884	+4.225	17:16:25.012
4	1:19.737	+2.078	17:17:44.749
5	1:20.572	+2.913	17:19:05.321
6	1:19.462	+1.803	17:20:24.783
7	1:18.860	+1.201	17:21:43.643
8	1:19.552	+1.893	17:23:03.195
9	1:17.659	-	17:24:20.854

(027) ROBSON MIRANDA			
1	<u>1:22.093</u>	+2.429	17:13:38.768
2	1:21.382	+1.718	17:15:00.150
3	1:21.759	+2.095	17:16:21.909
4	1:20.899	+1.235	17:17:42.808
5	1:20.261	+0.597	17:19:03.069
6	1:20.031	+0.367	17:20:23.100
7	1:19.664	-	17:21:42.764
8	1:23.200	+3.536	17:23:05.964
9	1:22.652	+2.988	17:24:28.616

Lap	Lap Tm	Diff	Time of Day
(199) LUIZ GUSTAVO BONE			
1	<u>1:23.852</u>	+3.672	17:13:41.396
2	1:21.009	+0.829	17:15:02.405
3	1:21.546	+1.366	17:16:23.951
4	1:20.261	+0.081	17:17:44.212
5	1:22.759	+2.579	17:19:06.971
6	1:21.563	+1.383	17:20:28.534
7	1:20.484	+0.304	17:21:49.018
8	1:21.065	+0.885	17:23:10.083
9	1:20.180	-	17:24:30.263

(738) FERNANDO DIONATAN BARBOSA			
1	<u>1:29.301</u>	+10.586	17:13:50.179
2	1:23.318	+4.603	17:15:13.497
3	1:22.500	+3.785	17:16:35.997
4	1:19.601	+0.886	17:17:55.598
5	1:21.116	+2.401	17:19:16.714
6	1:18.715	-	17:20:35.429
7	1:19.459	+0.744	17:21:54.888
8	1:19.675	+0.960	17:23:14.563
9	1:20.310	+1.595	17:24:34.873

(316) ANDERSON JOSÉ DE ALMEIDA			
1	<u>1:26.023</u>	+6.019	17:13:51.923
2	1:23.605	+3.601	17:15:15.528
3	1:21.241	+1.237	17:16:36.769
4	1:20.004	-	17:17:56.773
5	1:20.642	+0.638	17:19:17.415
6	1:20.630	+0.626	17:20:38.045
7	1:22.860	+2.856	17:22:00.905
8	1:21.725	+1.721	17:23:22.630
9	1:23.770	+3.766	17:24:46.400

(379) GUSTAVO SEIZES			
1	<u>1:24.642</u>	+3.766	17:13:44.210
2	1:23.605	+3.086	17:15:08.172
3	1:23.209	+2.333	17:16:31.381
4	1:20.876	-	17:17:52.257
5	1:22.169	+1.293	17:19:14.426
6	1:23.064	+2.188	17:20:37.490
7	1:23.171	+2.295	17:22:00.661
8	1:21.357	+0.481	17:23:22.018
9	1:29.153	+8.277	17:24:51.171

(69) JULIO CESAR VASELKOSKI			
1	<u>1:24.126</u>	+3.358	17:13:57.185
2	1:21.476	+0.708	17:15:18.661
3	1:20.768	-	17:16:39.429
4	1:21.994	+1.226	17:18:01.423
5	1:21.229	+0.461	17:19:22.652
6	1:21.949	+1.181	17:20:44.601
7	1:21.613	+0.845	17:22:06.214
8	1:22.474	+1.706	17:23:28.688

(022) THIAGO WINIARSKI			
1	<u>1:26.236</u>	+4.988	17:13:49.360
2	1:23.775	+2.527	17:15:13.135
3	1:24.688	+3.440	17:16:37.823
4	1:22.723	+1.475	17:18:00.546
5	1:21.443	+0.195	17:19:21.989
6	1:25.378	+4.130	17:20:47.367
7	1:21.248	-	17:22:08.615
8	1:23.393	+2.145	17:23:32.008

(3) CHRISTOPHER AMHOF PAUL			
-----------------------------------	--	--	--

Lap	Lap Tm	Diff	Time of Day
1	1:27.630	+5.237	17:13:51.326
2	1:23.249	+0.856	17:15:14.575
3	1:24.226	+1.833	17:16:38.801
4	1:23.547	+1.154	17:18:02.348
5	1:22.714	+0.321	17:19:25.062
6	1:23.349	+0.956	17:20:48.411
7	1:22.393	-	17:22:10.804
8	1:24.400	+2.007	17:23:35.204

(29) JACO KOCH

1	1:27.964	+5.807	17:13:52.967
2	1:24.512	+2.355	17:15:17.479
3	1:23.059	+0.902	17:16:40.538
4	1:23.744	+1.587	17:18:04.282
5	1:22.157	-	17:19:26.439
6	1:23.216	+1.059	17:20:49.655
7	1:35.230	+13.073	17:22:24.885
8	1:22.958	+0.801	17:23:47.843

(736) DEIVID RIBAS DE SOUZA

1	1:25.864	+5.476	17:13:55.570
2	1:23.987	+3.599	17:15:19.557
3	1:46.465	+26.077	17:17:06.022
4	1:23.943	+3.555	17:18:29.965
5	1:21.601	+1.213	17:19:51.566
6	1:20.941	+0.553	17:21:12.507
7	1:21.609	+1.221	17:22:34.116
8	1:20.388	-	17:23:54.504

(226) ERICK ANDREI GREBER

1	1:52.410	+31.024	17:14:14.408
2	1:22.411	+1.025	17:15:36.819
3	1:24.459	+3.073	17:17:01.278
4	1:23.853	+2.467	17:18:25.131
5	1:23.063	+1.677	17:19:48.194
6	1:21.386	-	17:21:09.580
7	1:24.151	+2.765	17:22:33.731
8	1:26.409	+5.023	17:24:00.140

(14) RAFAEL OLBRE

1	1:31.138	+5.719	17:14:00.442
2	1:25.778	+0.359	17:15:26.220
3	1:26.929	+1.510	17:16:53.149
4	1:25.419	-	17:18:18.568
5	1:27.039	+1.620	17:19:45.607
6	1:26.487	+1.068	17:21:12.094
7	1:26.748	+1.329	17:22:38.842
8	1:27.185	+1.766	17:24:06.027

(49) ELÍDIO CIONECKI BUDZIACKI

1	1:31.809	+7.044	17:13:58.905
2	1:26.045	+1.280	17:15:24.950
3	1:24.765	-	17:16:49.715
4	1:51.531	+26.766	17:18:41.246
5	1:30.925	+6.160	17:20:12.171
6	1:29.839	+5.074	17:21:42.010
7	1:30.138	+5.373	17:23:12.148
8	1:27.175	+2.410	17:24:39.323

(13) VANDIR FRACARO

1	1:38.017	+5.606	17:14:14.256
2	1:32.411	-	17:15:46.667
3	1:33.264	+0.853	17:17:19.931
4	1:34.723	+2.312	17:18:54.654
5	1:33.149	+0.738	17:20:27.803
6	1:32.636	+0.225	17:22:00.439

Lap	Lap Tm	Diff	Time of Day
7	1:34.354	+1.943	17:23:34.793

(22) MÁRCIO JOSÉ IVANOWSKI

1	1:24.373	+1.889	17:14:36.533
2	1:57.578	+35.094	17:16:34.111
3	1:24.944	+2.460	17:17:59.055
4	1:24.397	+1.913	17:19:23.452
5	1:27.225	+4.741	17:20:50.677
6	1:25.545	+3.061	17:22:16.222
7	1:22.484	-	17:23:38.706

(28) RENATO GUIMARAES

1	1:27.614	+4.567	17:15:36.115
2	1:26.615	+3.568	17:17:02.730
3	1:28.448	+5.401	17:18:31.178
4	1:25.319	+2.272	17:19:56.497
5	1:23.047	-	17:21:19.544
6	1:29.396	+6.349	17:22:48.940
7	1:39.135	+16.088	17:24:28.075

(111) KASSIO JOAO RITZMANN

1	1:27.617	+3.067	17:14:03.888
2	1:24.550	-	17:15:28.438
3	1:27.642	+3.092	17:16:56.080
4	1:25.683	+1.133	17:18:21.763
5	1:39.203	+14.653	17:20:00.966

(666) SERGIO SCHMIDT

1	1:30.972	+5.706	17:14:01.433
2	1:25.642	+0.376	17:15:27.075
3	1:26.673	+1.407	17:16:53.748
4	1:25.266	-	17:18:19.014
5	1:57.590	+32.324	17:20:16.604

(2) ADRIANO GIL DA CRUZ

1	1:38.189	-	17:14:17.192
2	1:38.342	+0.153	17:15:55.534
3	1:42.827	+4.638	17:17:38.361
4	1:41.522	+3.333	17:19:19.883

(734) ELIEZER RIBEIRO PINTO JUNIOR

1	1:25.991	+1.382	17:13:46.872
2	1:24.609	-	17:15:11.481

Lap	Lap Tm	Diff	Time of Day
-----	--------	------	-------------